

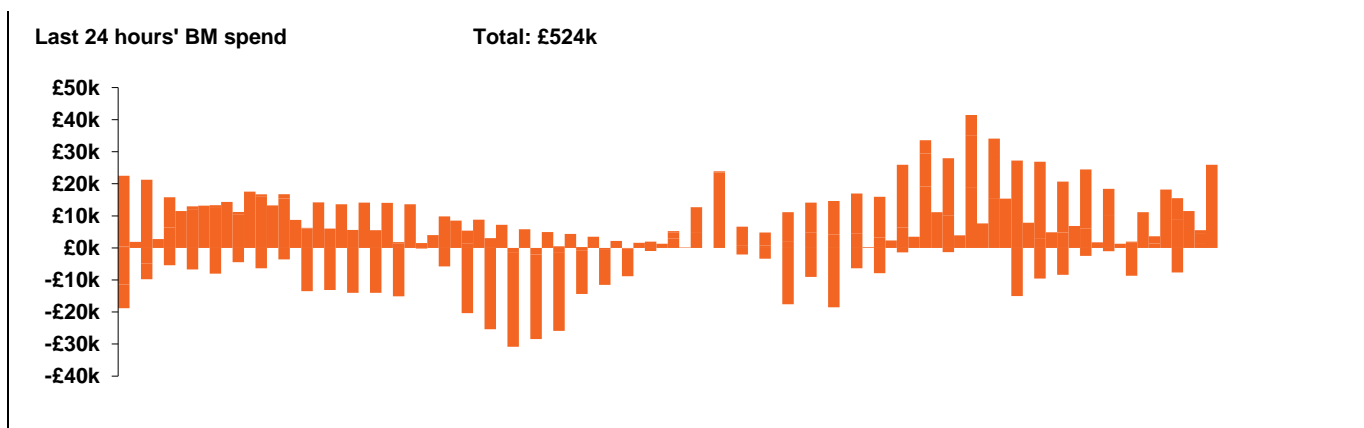
**National Electricity  
Transmission System Status Report**



**National Electricity Transmission System Status Report**  
Monday 01 February 2021

Today's High Level Risk Status Forecast for the next 24h			
General Status	<span style="background-color: #00FF00;"> </span>	Voltage	<span style="background-color: #00FF00;"> </span>
Demand	<span style="background-color: #00FF00;"> </span>	System Inertia	<span style="background-color: #00FF00;"> </span>
System Margins	<span style="background-color: #FFA500;"> </span>	Weather	<span style="background-color: #00FF00;"> </span>
Generation	<span style="background-color: #00FF00;"> </span>	Transmission	<span style="background-color: #00FF00;"> </span>
Active Constraints	<span style="background-color: #00FF00;"> </span>		

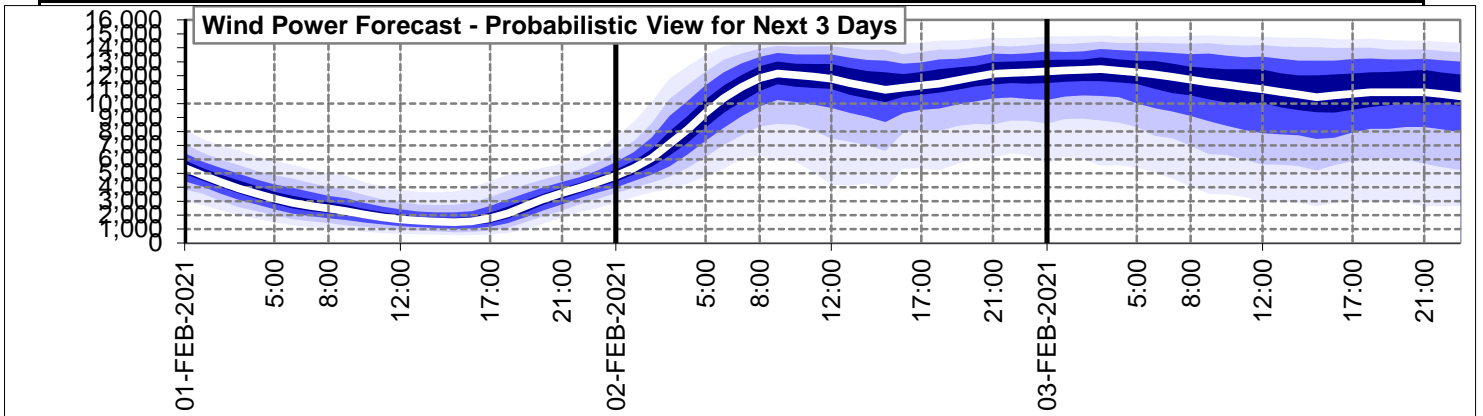
<a href="#">Today's Minimum De-Rated Margin</a>	-1823 (SP 36)	
<a href="#">System Warnings</a>	None	
Current BMU Largest Loss Risk	Generation	1260 MW
	Demand	560 MW



Yesterday's Market Summary	
<a href="#">Cash out price (Max)</a>	£84.00 /MWh (SP 27,36)
<a href="#">Cash Out Price (Min)</a>	£03.00 /MWh (SP 14)
<a href="#">Peak Demand Yesterday</a>	44,318

Interconnectors			
Net Transfer Capacity (MWs)			
Today	Import	Export	
Netherlands (BritNed)	0	0	Not available
France (IFA)	2000	2000	Fully available
France (IFA2)	1004	1004	Fully available
Belgium (Nemo)	1020	1020	Fully available
Ireland (EWIC)	500	530	Fully available
Northern Ireland (MOYLE)	500	500	Fully available

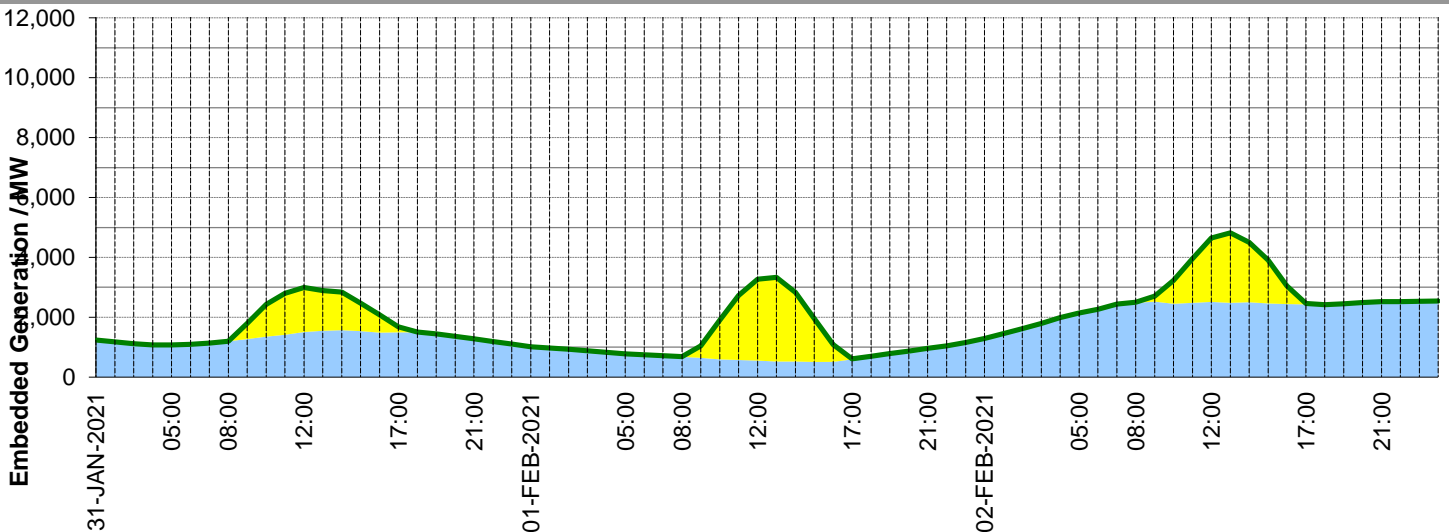
**Wind Power Forecast**



**Expected embedded generation (MWs)**

**Embedded Generation Forecast**

	31-JAN-2021					01-FEB-2021					02-FEB-2021						
	05:00	08:00	12:00	17:00	21:00	00:00	05:00	08:00	12:00	17:00	21:00	00:00	05:00	08:00	12:00	17:00	21:00
Solar (MW)	0	4	1493	187	0	0	0	11	2720	17	0	0	0	12	2133	27	0
Wind (MW)	1079	1194	1505	1492	1282	1019	778	678	549	595	963	1289	2144	2485	2513	2429	2519
STOR (MW)	0	0	0	0	0	0	0	0	0	0	0	0	0	0	0	0	0
<b>Total (MW)</b>	<b>1079</b>	<b>1198</b>	<b>2998</b>	<b>1679</b>	<b>1282</b>	<b>1019</b>	<b>778</b>	<b>689</b>	<b>3269</b>	<b>612</b>	<b>963</b>	<b>1289</b>	<b>2144</b>	<b>2497</b>	<b>4646</b>	<b>2456</b>	<b>2519</b>



Weather	Source	Commentary
Latest forecast (Summary)	<a href="#">Met Office</a> <a href="#">SEPA</a> <a href="#">Natural Resources Wales</a>	<p><b>Today:</b> Dull and misty start in the south with some drizzle. Drier and colder further north with sunny spells, but snow showers affecting some eastern and northern parts of Scotland. Occasional rain and some hill snow for Northern Ireland later.</p> <p><b>Tonight:</b> Some snow for central and southern Scotland in the evening, whilst a band of rain in the southwest moves north, turning to snow over northern England later.</p>
General Weather Concerns e.g. wind, rain, snow, flooding, GB Weather Warnings	<a href="#">Met Office Weather Warnings</a> <a href="#">SEPA</a> <a href="#">Natural Resources Wales</a>	<p><b>Yellow warning of snow</b></p> <p><b>Areas affected: Orkney &amp; Shetland</b></p> <p><b>ACTIVE</b></p> <p><b>Started at: 15:00 GMT on Sat 30 January</b></p> <p><b>Ends: 12:00 GMT on Sun 31 January</b> Ice and snow may bring some travel disruption on Saturday afternoon and through Sunday morning, snow mainly across Shetland.</p> <ul style="list-style-type: none"> <li>- Some injuries from slips and falls on icy surfaces</li> <li>- Probably some icy patches on some untreated roads, pavements and cycle paths</li> <li>- Some roads and railways likely to be affected with longer journey times by road and bus services</li> </ul> <p><b>UK Flood Warnings:</b> 80 Flood Warnings issued for England. 0 Flood Warning issued for Scotland. 0 Flood Warnings issued for Wales.</p>

*Contains public sector information licensed under the Open Government Licence v1.0*

Further Information	
BM Reports	<a href="https://www.bmreports.com">https://www.bmreports.com</a>
System Balancing Reports	<a href="https://www.nationalgrideso.com/balancing-data/system-balancing-reports">https://www.nationalgrideso.com/balancing-data/system-balancing-reports</a>
Forecast Volumes and Costs	<a href="https://www.nationalgrideso.com/balancing-data/forecast-volumes-and-costs">https://www.nationalgrideso.com/balancing-data/forecast-volumes-and-costs</a>
NGESO Insights	<a href="https://www.nationalgrideso.com/insights">https://www.nationalgrideso.com/insights</a>