

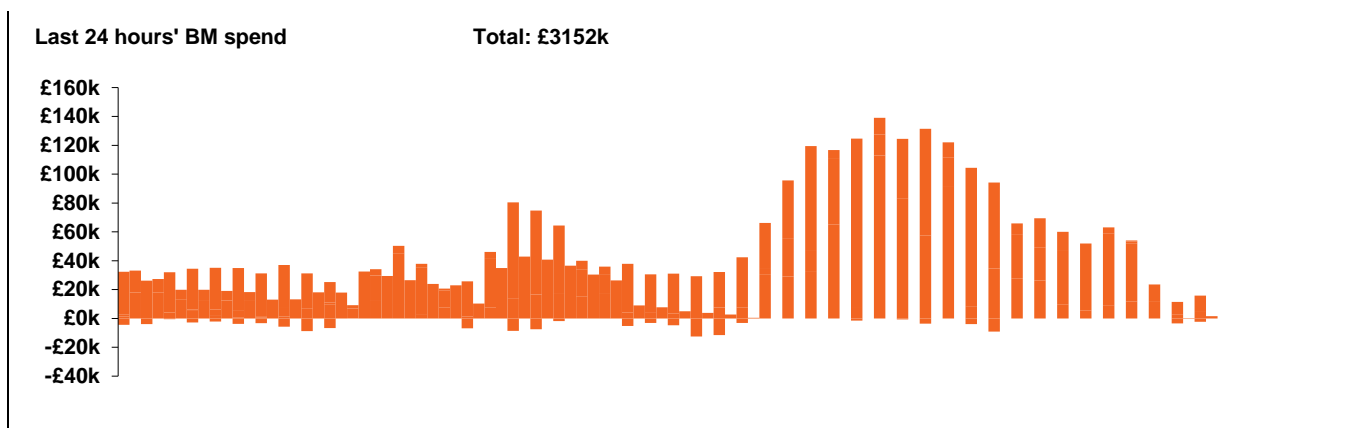
**National Electricity
Transmission System Status Report**



National Electricity Transmission System Status Report
Saturday 23 January 2021

Today's High Level Risk Status Forecast for the next 24h			
General Status		Voltage	
Demand		System Inertia	
System Margins		Weather	
Generation		Transmission	
Active Constraints			

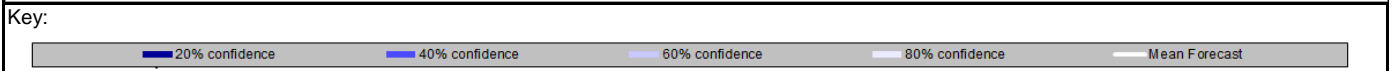
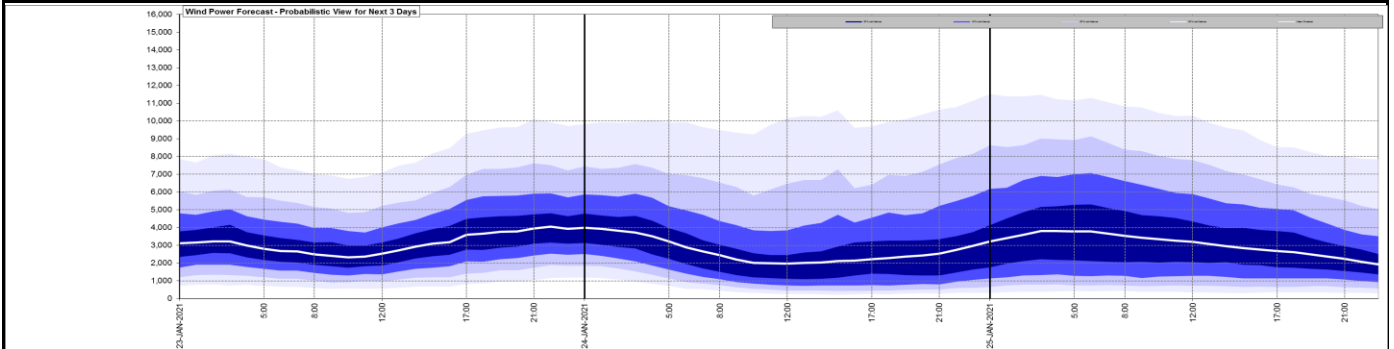
<u>Today's Minimum De-Rated Margin</u>	2040.90 (SP 36)	
<u>System Warnings</u>	None	
Current BMU Largest Loss Risk	Generation	1260 MW
	Demand	560 MW



Yesterday's Market Summary	
<u>Cash out price (Max)</u>	£245.54/MWh (SP 36, 39)
<u>Cash Out Price (Min)</u>	£18.15/MWh (SP 8)
<u>Peak Demand Yesterday</u>	43,888MW

Interconnectors			
Net Transfer Capacity (MWs)			
Today	Import	Export	
Netherlands (BritNed)	0	0	Not available
France (IFA)	2000	2000	Fully available
France (IFA2)	1004	1004	Fully available
Belgium (Nemo)	1020	1020	Fully available
Ireland (EWIC)	500	530	Fully available
Northern Ireland (MOYLE)	500	500	Fully available

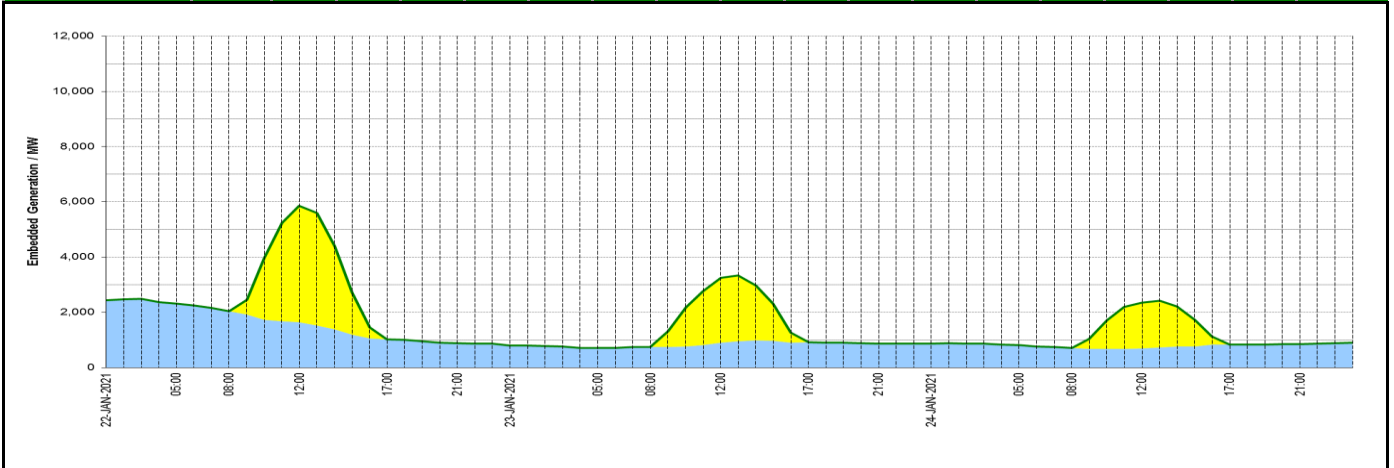
Wind Power Forecast



Expected embedded generation (MWs)

Embedded Generation Forecast

	22-JAN-2021					23-JAN-2021					24-JAN-2021						
	05:00	08:00	12:00	17:00	21:00	00:00	05:00	08:00	12:00	17:00	21:00	00:00	05:00	08:00	12:00	17:00	21:00
Solar (MW)	0	0	4220	3	0	0	0	0	2341	0	0	0	0	0	1655	0	0
Wind (MW)	2324	2042	1635	1017	878	803	709	750	901	915	873	864	808	714	695	829	847
STOR (MW)	0	0	0	0	0	0	0	0	0	0	0	0	0	0	0	0	0
Total (MW)	2324	2042	5855	1020	878	803	709	750	3242	915	873	864	808	714	2350	829	847



Weather	Source	Commentary
Latest forecast (Summary)	Met Office SEPA Natural Resources Wales	<p>Today: Wintry showers across northwestern areas extending to parts of central and southeast England later, some settling snow in places. Sunny spells elsewhere, though the odd freezing fog patch may be slow to clear. Cold, with widespread frost early and late.</p> <p>Tonight: Wintry showers becoming confined to the northwest. Clear skies for many with a sharp frost and a few freezing fog patches. Rain, sleet and snow reaching southwestern parts later.</p>
General Weather Concerns e.g. wind, rain, snow, flooding, GB Weather Warnings	Met Office Weather Warnings SEPA Natural Resources Wales	<p>Weather Warnings:</p> <p>.Yellow warning of snow Areas affected: Central, Tayside & Fife East Midlands East of England Highlands & Eilean Siar London & South East England North East England North West England Northern Ireland Orkney & Shetland SW Scotland, Lothian Borders South West England Strathclyde Wales West Midlands Yorkshire & Humber East Midlands East of England London & South East England North West England South West England Wales West Midlands</p> <p>Yellow warning of ice Areas affected: Central, Tayside & Fife East Midlands East of England Highlands & Eilean Siar London & South East England North East England North West England Northern Ireland Orkney & Shetland SW Scotland, Lothian Borders South West England Strathclyde Wales West Midlands Yorkshire & Humber East Midlands East of England London & South East England North West England South West England Wales West Midlands</p> <p>UK Flood Warnings:</p> <p>218 Flood Warnings issued for England.</p> <p>0 Flood Warning issued for Scotland.</p> <p>12 Flood Warnings issued for Wales.</p>

Contains public sector information licensed under the Open Government Licence v1.0

Further Information	
BM Reports	https://www.bmreports.com
System Balancing Reports	https://www.nationalgrideso.com/balancing-data/system-balancing-reports
Forecast Volumes and Costs	https://www.nationalgrideso.com/balancing-data/forecast-volumes-and-costs
NGESO Insights	https://www.nationalgrideso.com/insights