

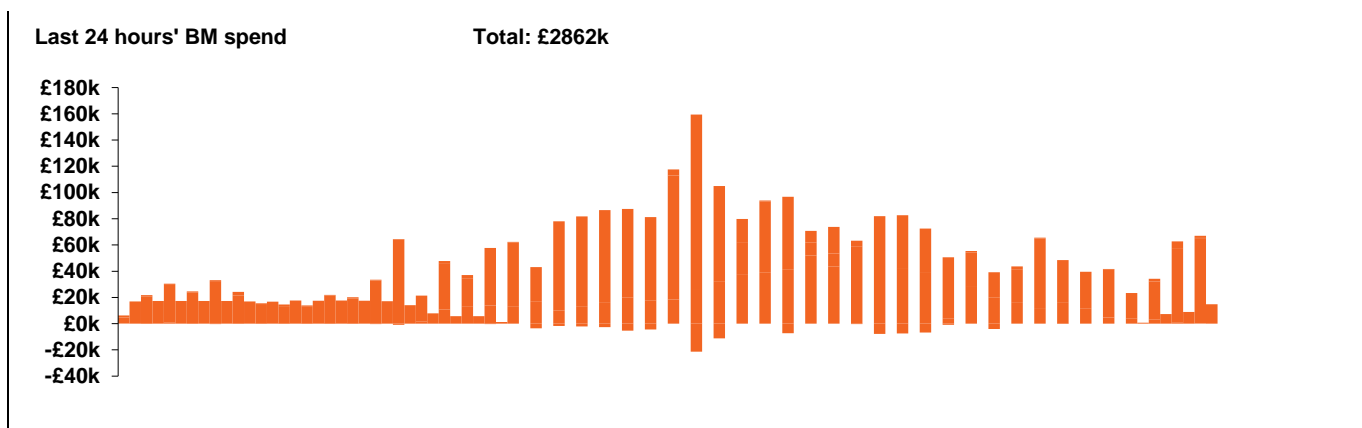
**National Electricity
Transmission System Status Report**



National Electricity Transmission System Status Report
Thursday 21 January 2021

| Today's High Level Risk Status Forecast for the next 24h | | | |
|--|--|----------------|--|
| General Status | | Voltage | |
| Demand | | System Inertia | |
| System Margins | | Weather | |
| Generation | | Transmission | |
| Active Constraints | | | |

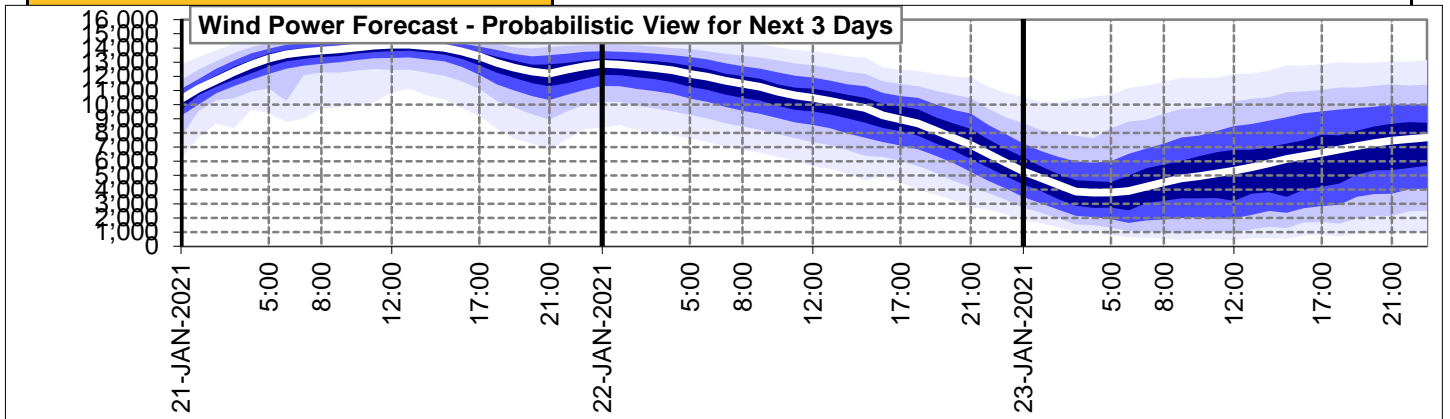
| | | |
|---|---------------|---------|
| Today's Minimum De-Rated Margin | 10629 (SP 37) | |
| System Warnings | None | |
| Current BMU Largest Loss Risk | Generation | 1260 MW |
| | Demand | 560 MW |



| Yesterday's Market Summary | |
|---------------------------------------|------------------------|
| Cash out price (Max) | £178.75/MWh (SP 34-36) |
| Cash Out Price (Min) | £40.00/MWh (SP 37) |
| Peak Demand Yesterday | 43,345MW |

| Interconnectors | | | |
|-----------------------------|--------|--------|-----------------|
| Net Transfer Capacity (MWs) | | | |
| Today | Import | Export | |
| Netherlands (BritNed) | 0 | 0 | Not available |
| France (IFA) | 2000 | 2000 | Fully available |
| France (IFA2) | 0 | 0 | Commissioning |
| Belgium (Nemo) | 1020 | 1020 | Fully available |
| Ireland (EWIC) | 500 | 530 | Fully available |
| Northern Ireland (MOYLE) | 500 | 500 | Fully available |

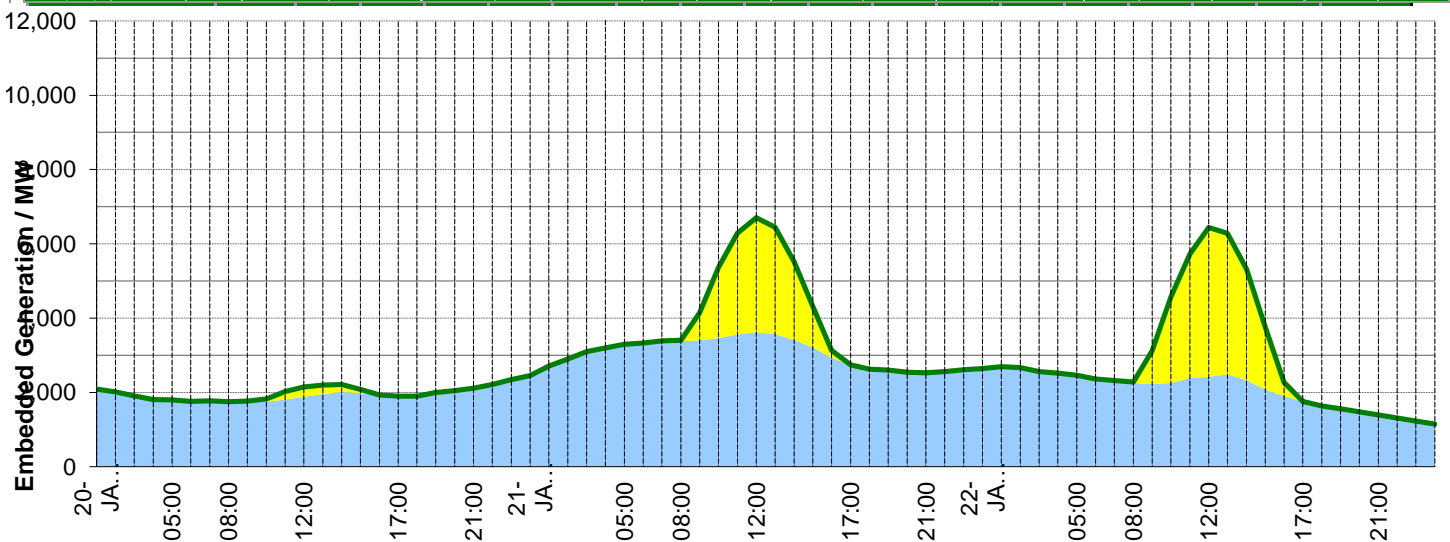
Wind Power Forecast



Expected embedded generation (MWs)

Embedded Generation Forecast

| | 20-JAN-2021 | | | | | 21-JAN-2021 | | | | | 22-JAN-2021 | | | | | | |
|-------------------|-------------|-------------|-------------|-------------|-------------|-------------|-------------|-------------|-------------|-------------|-------------|-------------|-------------|-------------|-------------|-------------|-------------|
| | 05:00 | 08:00 | 12:00 | 17:00 | 21:00 | 00:00 | 05:00 | 08:00 | 12:00 | 17:00 | 21:00 | 00:00 | 05:00 | 08:00 | 12:00 | 17:00 | 21:00 |
| Solar (MW) | 0 | 0 | 265 | 1 | 0 | 0 | 0 | 21 | 3085 | 0 | 0 | 0 | 0 | 26 | 4022 | 0 | 0 |
| Wind (MW) | 1801 | 1747 | 1883 | 1900 | 2113 | 2454 | 3295 | 3383 | 3618 | 2740 | 2528 | 2643 | 2457 | 2254 | 2417 | 1762 | 1391 |
| STOR (MW) | 0 | 0 | 0 | 0 | 0 | 0 | 0 | 0 | 0 | 0 | 0 | 0 | 0 | 0 | 0 | 0 | 0 |
| Total (MW) | 1801 | 1747 | 2148 | 1901 | 2113 | 2454 | 3295 | 3404 | 6703 | 2740 | 2528 | 2643 | 2457 | 2280 | 6439 | 1762 | 1391 |



| Weather | Source | Commentary |
|--|--|---|
| Latest forecast (Summary) | Met Office SEPA Natural Resources Wales | <p>Today: Colder and brighter than yesterday for most. Some wintry showers about too, mainly in the north and west, but also some sunny spells. Cloudier over northeast Scotland where some heavy rain and snow. Windy, especially in the north and east..</p> <p>Tonight: Evening rain and snow over northeastern Scotland giving way to showers. Otherwise clear spells, but also a few wintry showers about, mainly in the north and west. Cold and frosty.</p> |
| General Weather Concerns e.g. wind, rain, snow, flooding, GB Weather Warnings | Met Office Weather Warnings SEPA Natural Resources Wales | <p>Weather Warnings:</p> <p>- Yellow warning of rain</p> <p>Areas affected: East Midlands East of England London & South East England North East England North West England South West England Wales West Midlands Yorkshire & Humber</p> <p>ACTIVE</p> <p>Started at: 00:00 GMT on Tue 19 January</p> <p>UK Flood Warnings:</p> <p>187 Flood Warnings issued for England.</p> <p>0 Flood Warning issued for Scotland.</p> <p>51 Flood Warnings issued for Wales.</p> |

Contains public sector information licensed under the Open Government Licence v1.0

| Further Information | |
|----------------------------|---|
| BM Reports | https://www.bmreports.com |
| System Balancing Reports | https://www.nationalgrideso.com/balancing-data/system-balancing-reports |
| Forecast Volumes and Costs | https://www.nationalgrideso.com/balancing-data/forecast-volumes-and-costs |
| NGESO Insights | https://www.nationalgrideso.com/insights |