

**National Electricity
Transmission System Status Report**

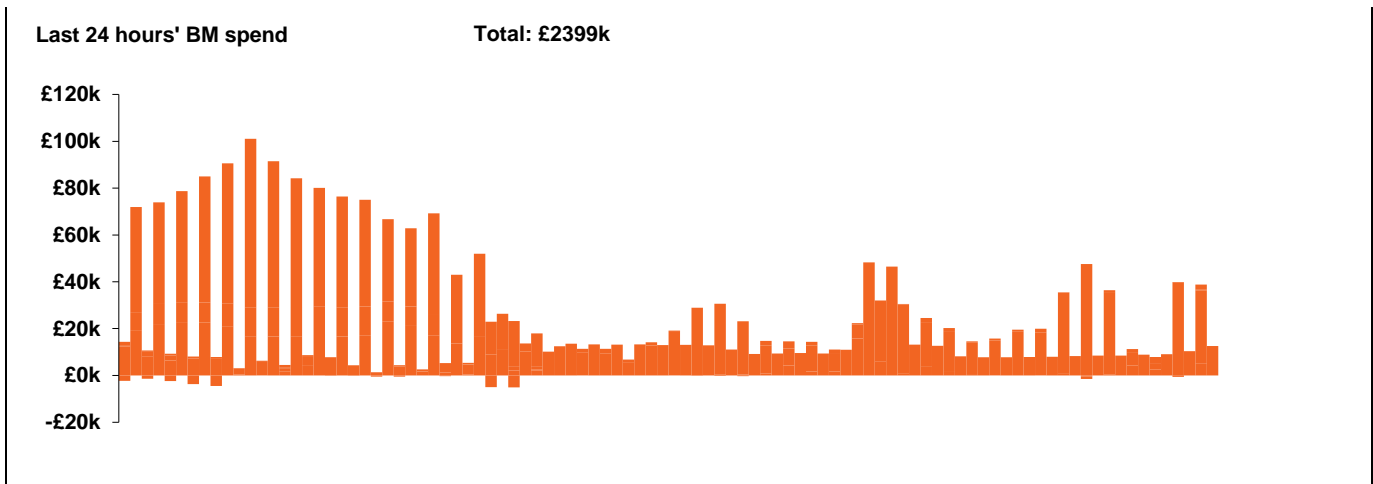


national**grid**ESO

National Electricity Transmission System Status Report
Sunday 26 July 2020

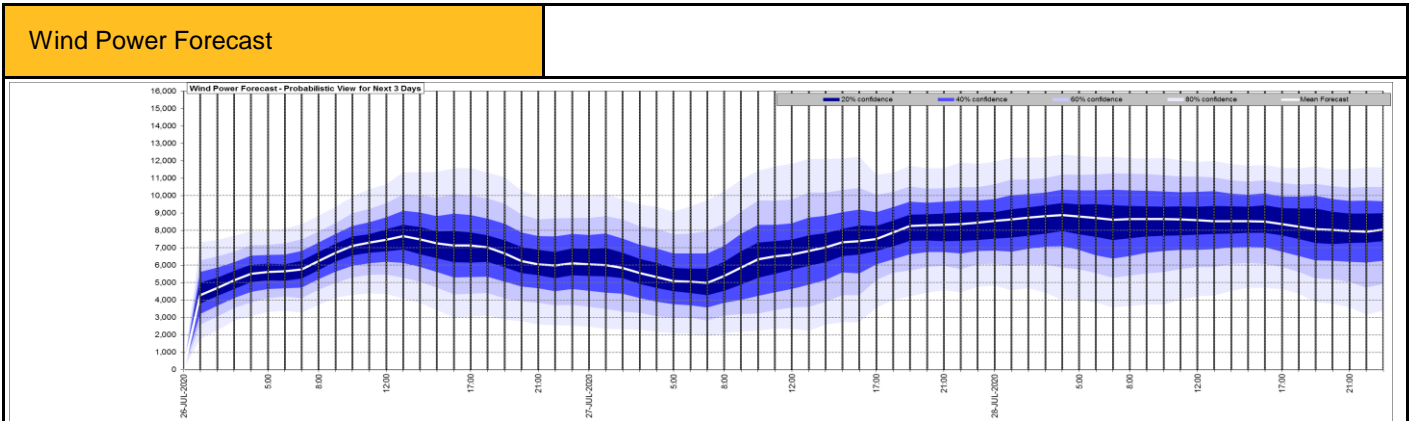
| Today's High Level Risk Status Forecast for the next 24h | | | |
|--|--|----------------|--|
| General Status | | Voltage | |
| Demand | | System Inertia | |
| System Margins | | Weather | |
| Generation | | Transmission | |
| Active Constraints | | | |

| | | | |
|---|--------------|---------|--|
| Today's Minimum De-Rated Margin | 8225 (SP 45) | | |
| System Warnings | None | | |
| Current BMU Largest Loss Risk | Generation | 1000 MW | |
| | Demand | 560 MW | |



| Yesterday's Market Summary | |
|---------------------------------------|----------------|
| Cash out price (Max) | £48.00 (SP 43) |
| Cash Out Price (Min) | £1.01 (SP 15) |
| Peak Demand Yesterday | 26040 MW |

| Interconnectors Net Transfer Capacity (MWs) | | | |
|--|--------|--------|-----------------|
| Today | Import | Export | |
| Netherlands (BritNed) | 1100 | 1133 | Fully available |
| France (IFA) | 2000 | 2000 | Fully available |
| Belgium (Nemo) | 1013 | 1013 | Fully Available |
| Ireland (EWIC) | 500 | 530 | Fully available |
| Northern Ireland (MOYLE) | 500 | 500 | Fully Available |

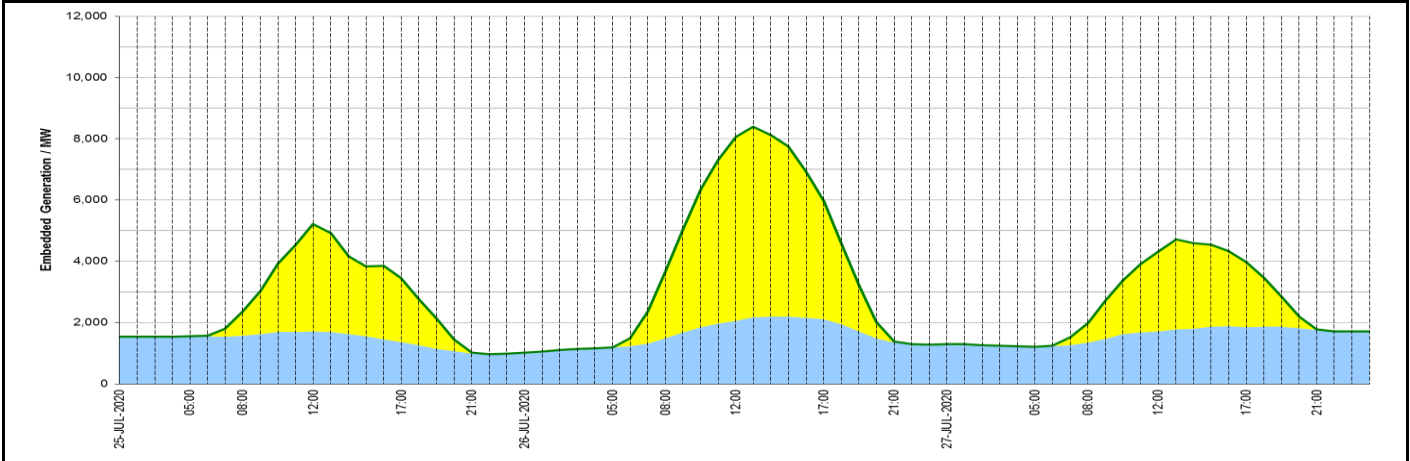


Key:

Expected embedded generation (MWs)

Embedded Generation Forecast

| | 25-JUL-2020 | | | | | 26-JUL-2020 | | | | | 27-JUL-2020 | | | | | | |
|-------------------|-------------|-------------|-------------|-------------|-------------|-------------|-------------|-------------|-------------|-------------|-------------|-------------|-------------|-------------|-------------|-------------|-------------|
| | 05:00 | 08:00 | 12:00 | 17:00 | 21:00 | 00:00 | 05:00 | 08:00 | 12:00 | 17:00 | 21:00 | 00:00 | 05:00 | 08:00 | 12:00 | 17:00 | 21:00 |
| Solar (MW) | 0 | 807 | 3510 | 2090 | 27 | 0 | 0 | 2164 | 5996 | 3836 | 31 | 0 | 0 | 638 | 2606 | 2122 | 27 |
| Wind (MW) | 1555 | 1567 | 1714 | 1368 | 987 | 1018 | 1190 | 1488 | 2064 | 2116 | 1349 | 1295 | 1213 | 1349 | 1717 | 1848 | 1758 |
| STOR (MW) | 0 | 0 | 0 | 0 | 0 | 0 | 0 | 0 | 0 | 0 | 0 | 0 | 0 | 0 | 0 | 0 | 0 |
| Total (MW) | 1555 | 2374 | 5224 | 3458 | 1014 | 1018 | 1190 | 3652 | 8060 | 5952 | 1380 | 1295 | 1213 | 1987 | 4323 | 3970 | 1785 |



| Weather | Source | Commentary |
|--|--|--|
| Latest forecast (Summary) | Met Office SEPA Natural Resources Wales | Today: Sunny spells for most areas, and although a scattering of showers will develop, some southern and eastern parts will remain dry. Becoming windy in the far north-west with more persistent rain later |
| | | Tonight: Rain in the far north-west, else clear spells, but cloud soon thickening from the south-west bringing outbreaks of rain to much of England, Wales, southern and Scotland and Northern Ireland. |
| General Weather Concerns e.g. wind, rain, snow, flooding, GB Weather Warnings | Met Office Weather Warnings SEPA Natural Resources Wales | UK Weather Warnings No weather warnings are in force for the UK UK Flood Warnings: No Flood warnings for the UK |

Contains public sector information licensed under the Open Government Licence v1.0

| Further Information | |
|----------------------------|---|
| BM Reports | https://www.bmreports.com |
| System Balancing Reports | https://www.nationalgrideso.com/balancing-data/system-balancing-reports |
| Forecast Volumes and Costs | https://www.nationalgrideso.com/balancing-data/forecast-volumes-and-costs |
| NGESO Insights | https://www.nationalgrideso.com/insights |