

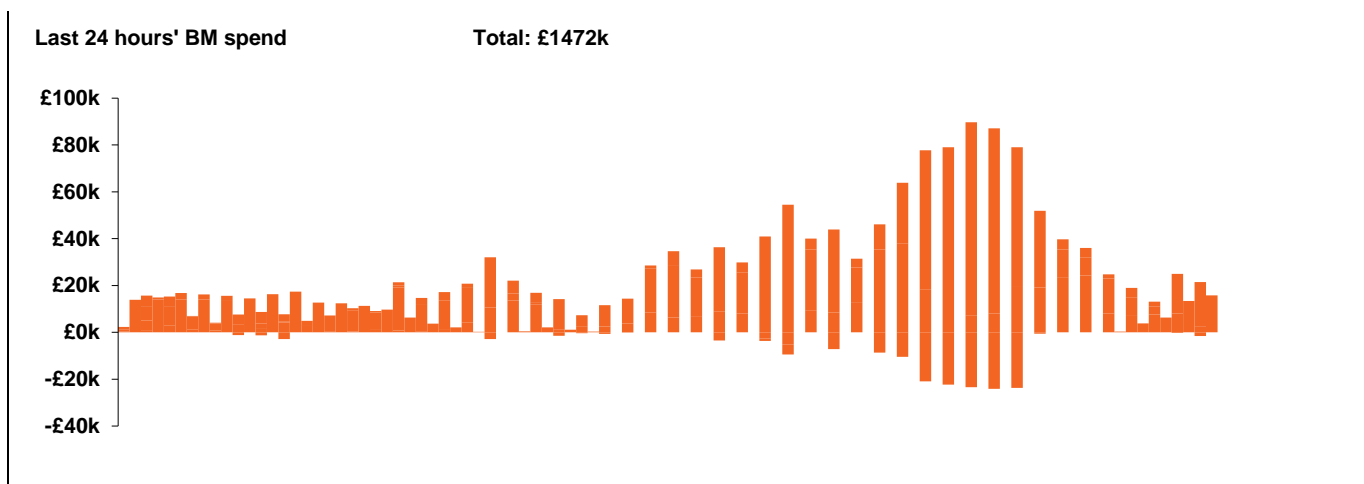
**National Electricity  
Transmission System Status Report**



**National Electricity Transmission System Status Report**  
Wednesday 26 February 2020

Today's High Level Risk Status Forecast for the next 24h			
General Status		Voltage	
Demand		System Inertia	
System Margins		Weather	
Generation		Transmission	
Active Constraints			

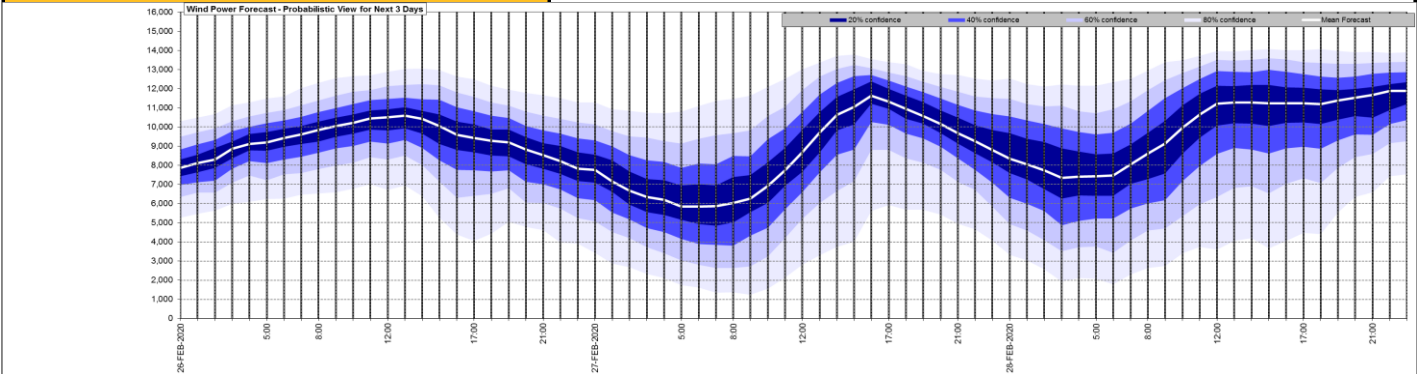
<a href="#">Today's Minimum De-Rated Margin</a>	4228 (SP 37)	
<a href="#">System Warnings</a>	None	
Current BMU Largest Loss Risk	Generation	1260 MW
	Demand	560 MW



Yesterday's Market Summary	
<a href="#">Cash out price (Max)</a>	£79.79/MWh (SP38-39)
<a href="#">Cash Out Price (Min)</a>	£13.50/MWh (SP20-22)
<a href="#">Peak Demand Yesterday</a>	43839 MW

Interconnectors Net Transfer Capacity (MWs)			
Today	Import	Export	
Netherlands (BritNed)	1100	1133	Fully available
France (IFA)	2000	2000	Fully available.
Belgium (Nemo)	1013	1013	Fully Available
Ireland (EWIC)	500	530	Fully Available
Northern Ireland (MOYLE)	500	500	Fully available.

### Wind Power Forecast



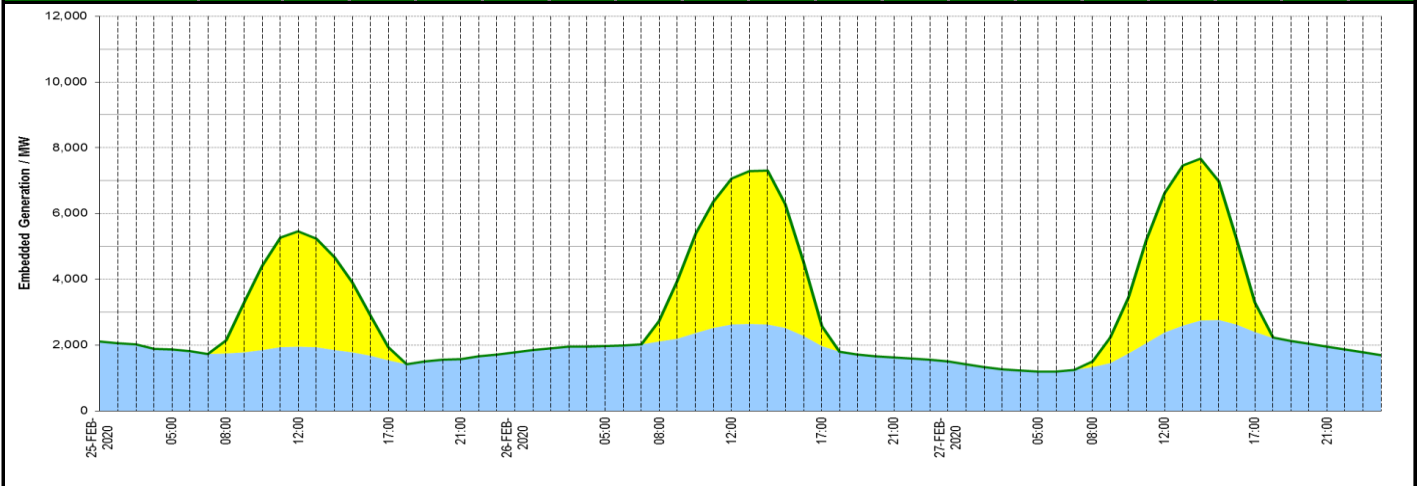
Key:

- 20% confidence
- 40% confidence
- 60% confidence
- 80% confidence
- Mean Forecast

### Expected embedded generation (MWs)

#### Embedded Generation Forecast

	25-FEB-2020					26-FEB-2020					27-FEB-2020						
	05:00	08:00	12:00	17:00	21:00	00:00	05:00	08:00	12:00	17:00	21:00	00:00	05:00	08:00	12:00	17:00	21:00
Solar (MW)	0	395	3510	410	0	0	0	612	4432	598	0	0	0	167	4231	885	0
Wind (MW)	1872	1745	1956	1534	1576	1773	1968	2112	2635	1974	1621	1497	1191	1333	2384	2410	1954
STOR (MW)	0	0	0	0	0	0	0	0	0	0	0	0	0	0	0	0	0
<b>Total (MW)</b>	<b>1872</b>	<b>2140</b>	<b>5466</b>	<b>1944</b>	<b>1576</b>	<b>1773</b>	<b>1968</b>	<b>2724</b>	<b>7067</b>	<b>2572</b>	<b>1621</b>	<b>1497</b>	<b>1191</b>	<b>1500</b>	<b>6615</b>	<b>3295</b>	<b>1954</b>



Weather	Source	Commentary
Latest forecast (Summary)	<a href="#">Met Office</a> <a href="#">SEPA</a> <a href="#">Natural Resources Wales</a>	<p><b>Today:</b> Fairly unsettled again with a mixture of sunny spells and wintry showers, heavy at times. The heaviest and most frequent showers will tend to be over northwestern UK. Windy and feeling cold.</p> <p><b>Tonight:</b> Wintry showers for northwestern UK. Cloud, rain and hill snow spreading across the southern third of the UK, rain perhaps turning to low-level snow over the Midlands and East Anglia.</p>
General Weather Concerns  e.g. wind, rain, snow, flooding, GB Weather Warnings	<a href="#">Met Office Weather Warnings</a> <a href="#">SEPA</a> <a href="#">Natural Resources Wales</a>	<p><b>UK Weather Warnings</b> Yellow warnings of snow and ice</p> <p><b>UK Flood Warnings:</b> 2 Severe Flood Warnings and 103 Flood Warnings in England 0 Flood Warnings in Scotland 2 Flood Warnings in Wales</p>

*Contains public sector information licensed under the Open Government Licence v1.0*

Further Information	
BM Reports	<a href="https://www.bmreports.com">https://www.bmreports.com</a>
System Balancing Reports	<a href="https://www.nationalgrideso.com/balancing-data/system-balancing-reports">https://www.nationalgrideso.com/balancing-data/system-balancing-reports</a>
Forecast Volumes and Costs	<a href="https://www.nationalgrideso.com/balancing-data/forecast-volumes-and-costs">https://www.nationalgrideso.com/balancing-data/forecast-volumes-and-costs</a>
NGESO Insights	<a href="https://www.nationalgrideso.com/insights">https://www.nationalgrideso.com/insights</a>