

**National Electricity  
Transmission System Status Report**

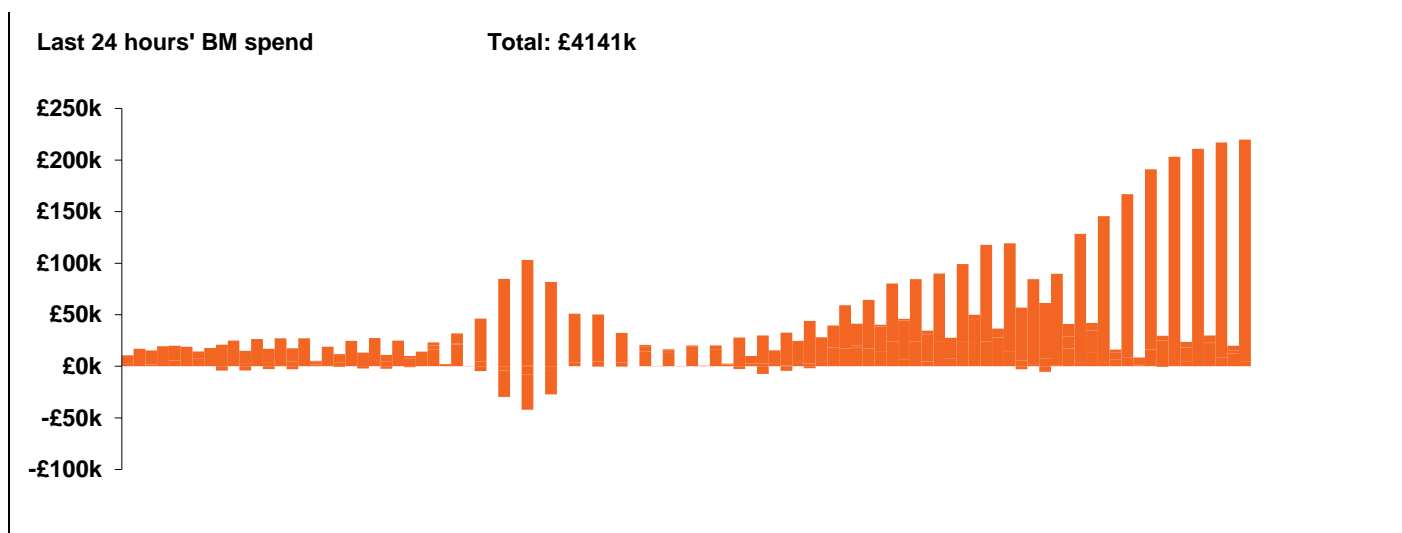


**nationalgrid**ESO

**National Electricity Transmission System Status Report**  
Saturday 11 January 2020

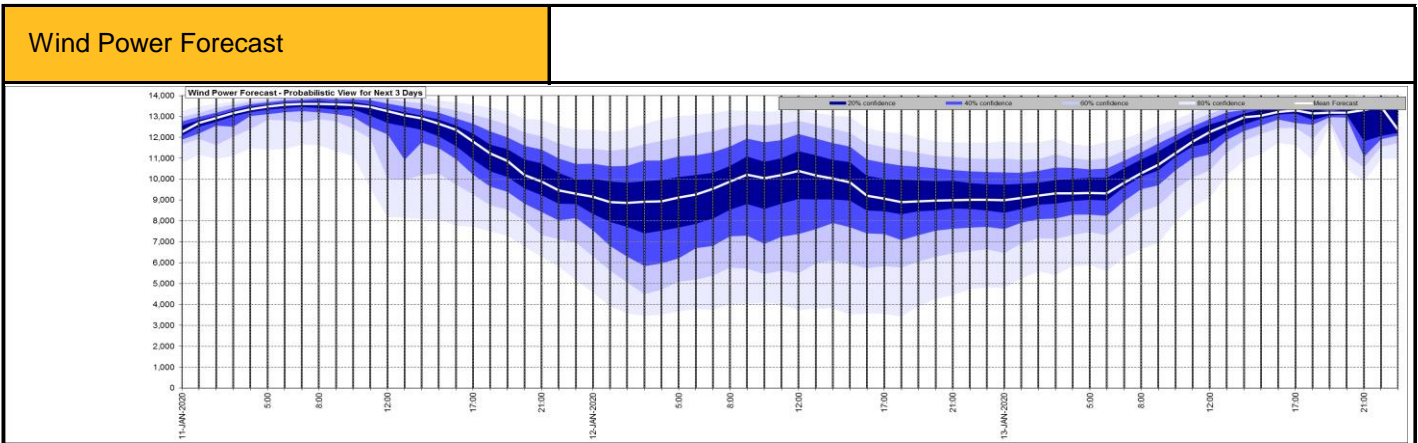
Today's High Level Risk Status Forecast for the next 24h			
General Status		Voltage	
Demand		System Inertia	
System Margins		Weather	
Generation		Transmission	
Active Constraints			

<u>Today's Minimum De-Rated Margin</u>	14914 (SP 37)	
<u>System Warnings</u>	None	
Current BMU Largest Loss Risk	Generation	1260MW
	Demand	560MW



Yesterday's Market Summary	
<u>Cash out price (Max)</u>	£70.00 /MWh (SP 32)
<u>Cash Out Price (Min)</u>	£2.50 /MWh (SP 4- 6)
<u>Peak Demand Yesterday</u>	45,266 MW

Interconnectors Net Transfer Capacity (MWs)			
Today	Import	Export	
Netherlands (BritNed)	1100	1133	Fully available
France (IFA)	2000	2000	Fully available.
Belgium (Nemo)	1013	1013	Fully Available
Ireland (EWIC)	500	530	Fully Available
Northern Ireland (MOYLE)	395	500	Partially available.



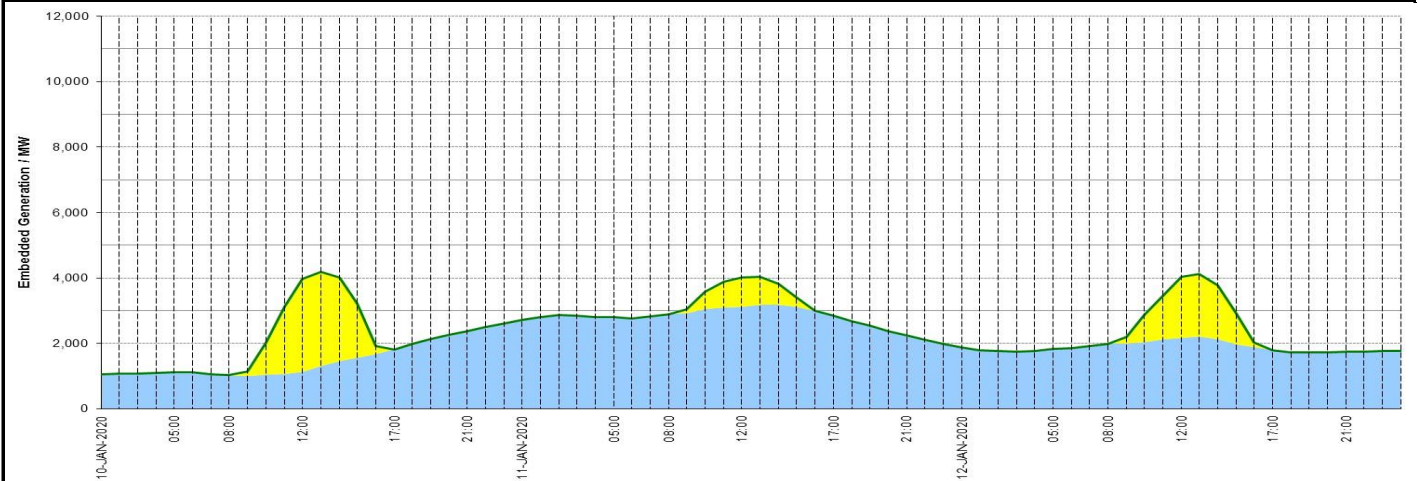
Key:

- 20% confidence
- 40% confidence
- 60% confidence
- 80% confidence
- Mean Forecast

### Expected embedded generation (MWs)

#### Embedded Generation Forecast

	10-JAN-2020					11-JAN-2020					12-JAN-2020						
	05:00	08:00	12:00	17:00	21:00	00:00	05:00	08:00	12:00	17:00	21:00	00:00	05:00	08:00	12:00	17:00	21:00
Solar (MW)	0	0	2830	1	0	0	0	0	891	0	0	0	0	0	1856	0	0
Wind (MW)	1120	1032	1141	1814	2378	2724	2805	2901	3124	2840	2240	1881	1824	1986	2173	1802	1738
STOR (MW)	0	0	0	0	0	0	0	0	0	0	0	0	0	0	0	0	0
<b>Total (MW)</b>	<b>1120</b>	<b>1032</b>	<b>3971</b>	<b>1815</b>	<b>2378</b>	<b>2724</b>	<b>2805</b>	<b>2901</b>	<b>4015</b>	<b>2840</b>	<b>2240</b>	<b>1881</b>	<b>1824</b>	<b>1986</b>	<b>4029</b>	<b>1802</b>	<b>1738</b>



Weather	Source	Commentary
Latest forecast (Summary)	<a href="#">Met Office</a> <a href="#">SEPA</a> <a href="#">Natural Resources Wales</a>	<p><b>Today:</b> Mild, windy and mostly cloudy today. Many northern and western regions will see spells of rain with some heavy rain over western Scotland. Dry across eastern, southern and central England with some bright spells.</p> <p><b>Tonight:</b> Cloud and rain gradually becoming confined to, roughly, the southern half of the UK. Further north becoming less windy with clear spells developing, though also some showers, mainly northwest Scotland.</p>
General Weather Concerns e.g. wind, rain, snow, flooding, GB Weather Warnings	<a href="#">Met Office Weather Warnings</a> <a href="#">SEPA</a> <a href="#">Natural Resources Wales</a>	<p><b>Yellow warning of wind</b> Yellow warning of wind North East England   North West England   SW Scotland, Lothian Borders   Wales   Yorkshire &amp; Humber   Highlands &amp; Eilean Siar   London &amp; South East England   North West England   Northern Ireland   SW Scotland, Lothian Borders   South West England   Strathclyde   Wales</p> <p>Yellow warning of rain Central, Tayside &amp; Fife   Grampian   Highlands &amp; Eilean Siar   SW Scotland, Lothian Borders   Strathclyde</p> <p><b>Flood warnings</b> There are 4 flood warnings in England and 49 Flood Alerts There are 7 flood warnings in Scotland and 15 Flood Alerts There are no flood warnings in Wales and 3 Flood Alerts</p>

*Contains public sector information licensed under the Open Government Licence v1.0*

Further Information	
BM Reports	<a href="https://www.bmreports.com">https://www.bmreports.com</a>
System Balancing Reports	<a href="https://www.nationalgrideso.com/balancing-data/system-balancing-reports">https://www.nationalgrideso.com/balancing-data/system-balancing-reports</a>
Forecast Volumes and Costs	<a href="https://www.nationalgrideso.com/balancing-data/forecast-volumes-and-costs">https://www.nationalgrideso.com/balancing-data/forecast-volumes-and-costs</a>
NGESO Insights	<a href="https://www.nationalgrideso.com/insights">https://www.nationalgrideso.com/insights</a>