

**National Electricity
Transmission System Status Report**

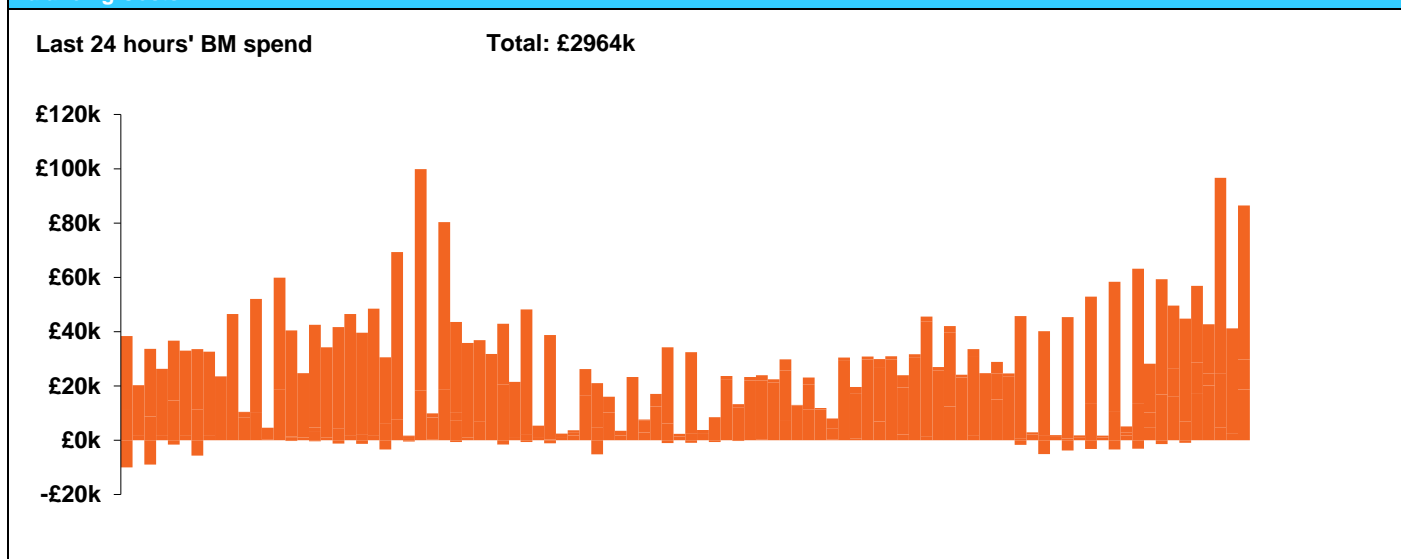


**National Electricity Transmission System Status Report
Monday 06 January 2020**

| Today's High Level Risk Status Forecast for the next 24h | | | |
|--|--|----------------|--|
| General Status | | Voltage | |
| Demand | | System Inertia | |
| System Margins | | Weather | |
| Generation | | Transmission | |
| Active Constraints | | | |

| | | |
|--|-----------------|--------|
| <u>Today's Minimum De-Rated Margin</u> | 9850 MW (SP 37) | |
| <u>System Warnings</u> | None | |
| Current BMU Largest Loss Risk | Generation | 1260MW |
| | Demand | 560MW |

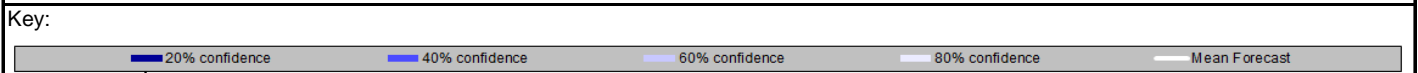
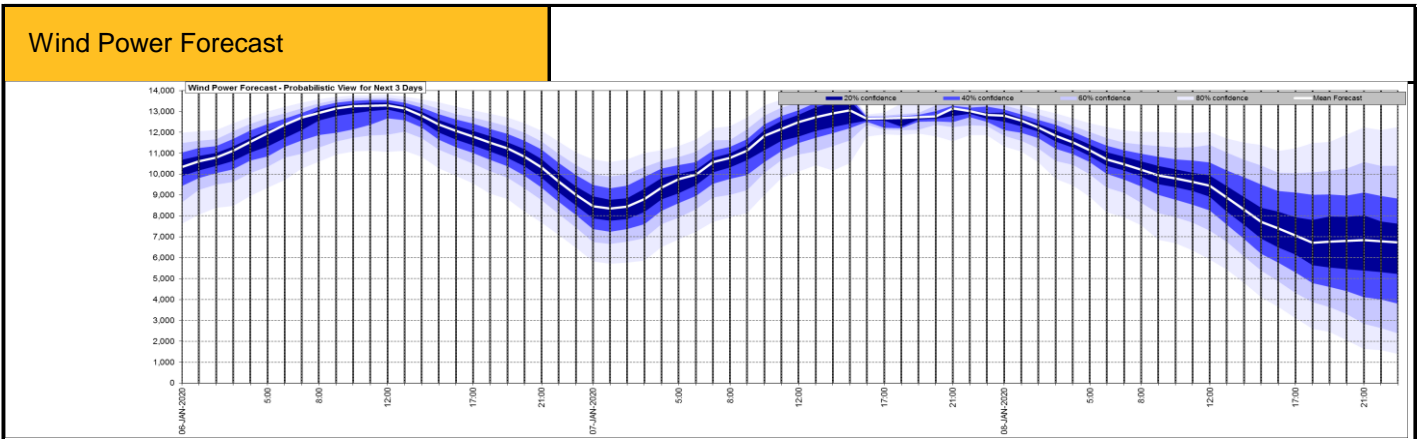
Balancing Costs



Yesterday's Market Summary

| | |
|------------------------------|----------------------|
| <u>Cash out price (Max)</u> | £52.70/MWh (SP 35) |
| <u>Cash Out Price (Min)</u> | £0.00Wh (SPs 16, 48) |
| <u>Peak Demand Yesterday</u> | 40,146 MW |

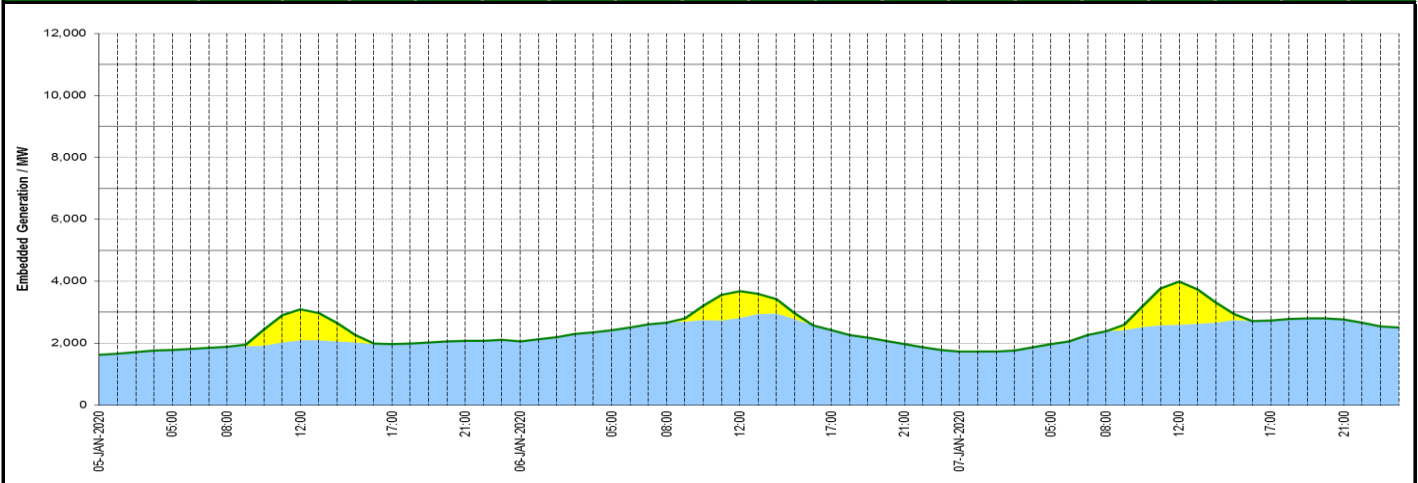
| Interconnectors Net Transfer Capacity (MWs) | | | |
|--|--------|--------|----------------------|
| Today | Import | Export | |
| Netherlands (BritNed) | 1100 | 1133 | Fully available |
| France (IFA) | 2000 | 2000 | Fully Available |
| Belgium (Nemo) | 1013 | 1013 | Fully Available |
| Ireland (EWIC) | 500 | 530 | Fully Available |
| Northern Ireland (MOYLE) | 395 | 500 | Partially available. |



Expected embedded generation (MWs)

Embedded Generation Forecast

| | 05-JAN-2020 | | | | | 06-JAN-2020 | | | | | 07-JAN-2020 | | | | | | |
|-------------------|-------------|-------------|-------------|-------------|-------------|-------------|-------------|-------------|-------------|-------------|-------------|-------------|-------------|-------------|-------------|-------------|-------------|
| | 05:00 | 08:00 | 12:00 | 17:00 | 21:00 | 00:00 | 05:00 | 08:00 | 12:00 | 17:00 | 21:00 | 00:00 | 05:00 | 08:00 | 12:00 | 17:00 | 21:00 |
| Solar (MW) | 0 | 0 | 1010 | 2 | 0 | 0 | 0 | 0 | 858 | 0 | 0 | 0 | 0 | 0 | 1383 | 0 | 0 |
| Wind (MW) | 1783 | 1877 | 2091 | 1962 | 2067 | 2060 | 2415 | 2654 | 2824 | 2414 | 1970 | 1723 | 1963 | 2390 | 2600 | 2732 | 2764 |
| STOR (MW) | 0 | 0 | 0 | 0 | 0 | 0 | 0 | 0 | 0 | 0 | 0 | 0 | 0 | 0 | 0 | 0 | 0 |
| Total (MW) | 1783 | 1877 | 3101 | 1964 | 2067 | 2060 | 2415 | 2654 | 3682 | 2414 | 1970 | 1723 | 1963 | 2390 | 3983 | 2732 | 2764 |



| Weather | Source | Commentary |
|--|--|--|
| Latest forecast (Summary) | Met Office SEPA Natural Resources Wales | <p>Today: A dry, cloudy start across much of the UK with rain moving east. This heavy at times, especially over hills in the west. Mild, but windy across Scotland and northern England. Rain clearing in the west later with some sunshine.</p> <p>Tonight: Rain clearing eastern areas with a few showers across Scotland. Dry elsewhere with clear periods and perhaps a few mist and fog patches in the south.</p> |
| General Weather Concerns e.g. wind, rain, snow, flooding, GB Weather Warnings | Met Office Weather Warnings SEPA Natural Resources Wales | <p>Weather warning No weather warnings are in force for the UK.</p> <p>Flood warnings There are 6 flood warnings in England. There are no flood warnings in Scotland and Wales.</p> |

Contains public sector information licensed under the Open Government Licence v1.0

| Further Information | |
|----------------------------|---|
| BM Reports | https://www.bmreports.com |
| System Balancing Reports | https://www.nationalgrideso.com/balancing-data/system-balancing-reports |
| Forecast Volumes and Costs | https://www.nationalgrideso.com/balancing-data/forecast-volumes-and-costs |
| NGESO Insights | https://www.nationalgrideso.com/insights |