

**National Electricity
Transmission System Status Report**



national**grid**ESO

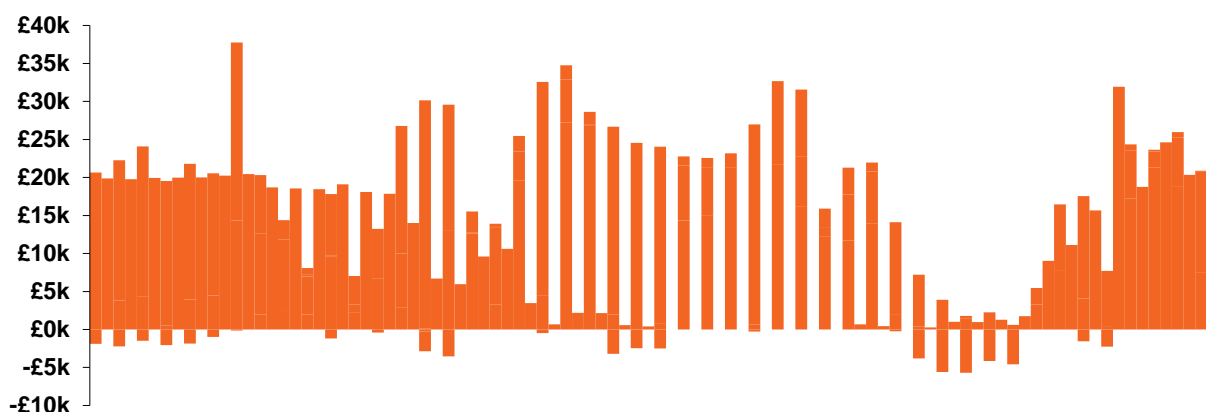
National Electricity Transmission System Status Report
Thursday 26 December 2019

| Today's High Level Risk Status Forecast for the next 24h | | | |
|--|--|----------------|--|
| General Status | | Voltage | |
| Demand | | System Inertia | |
| System Margins | | Weather | |
| Generation | | Transmission | |
| Active Constraints | | | |

| | | |
|--|---------------------|--------|
| <u>Today's Minimum De-Rated Margin</u> | 12491.67 MW (SP 35) | |
| <u>System Warnings</u> | None | |
| Current BMU Largest Loss Risk | Generation | 1260MW |
| | Demand | 560MW |

Balancing Costs

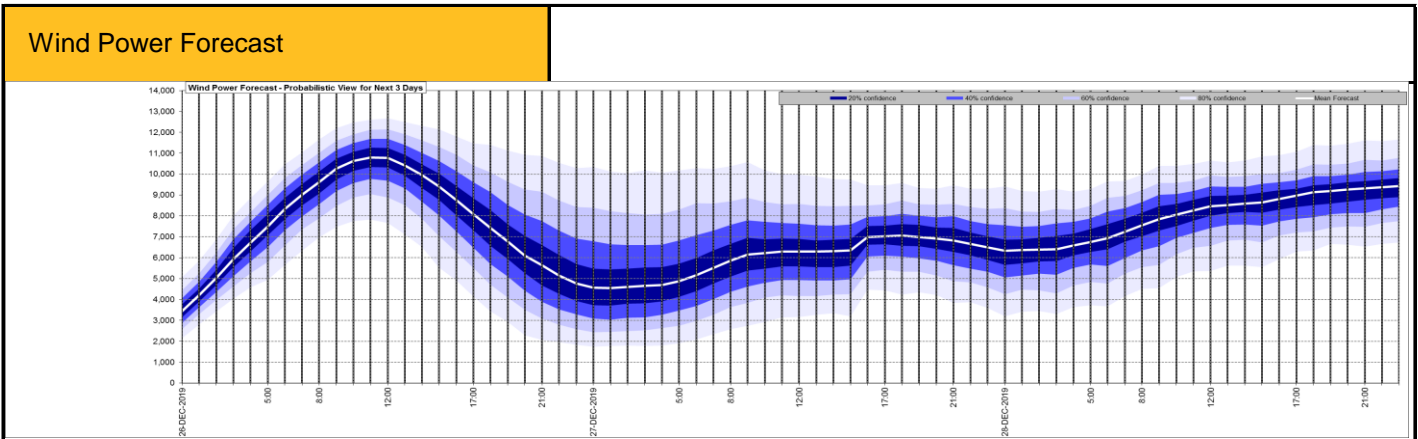
Last 24 hours' BM spend Total: £1361k



Yesterday's Market Summary

| | |
|------------------------------|--|
| <u>Cash out price (Max)</u> | £55.00/MWh (SP 18, 21, 26, 27, 28, 34) |
| <u>Cash Out Price (Min)</u> | £2.50/MWh (SP 8) |
| <u>Peak Demand Yesterday</u> | 33,816 MW |

| Interconnectors Net Transfer Capacity (MWs) | | | |
|--|--------|--------|----------------------|
| Today | Import | Export | |
| Netherlands (BritNed) | 1100 | 1133 | Fully available |
| France (IFA) | 2000 | 2000 | Fully Available |
| Belgium (Nemo) | 1013 | 1013 | Fully Available |
| Ireland (EWIC) | 500 | 530 | Fully Available |
| Northern Ireland (MOYLE) | 395 | 500 | Partially available. |



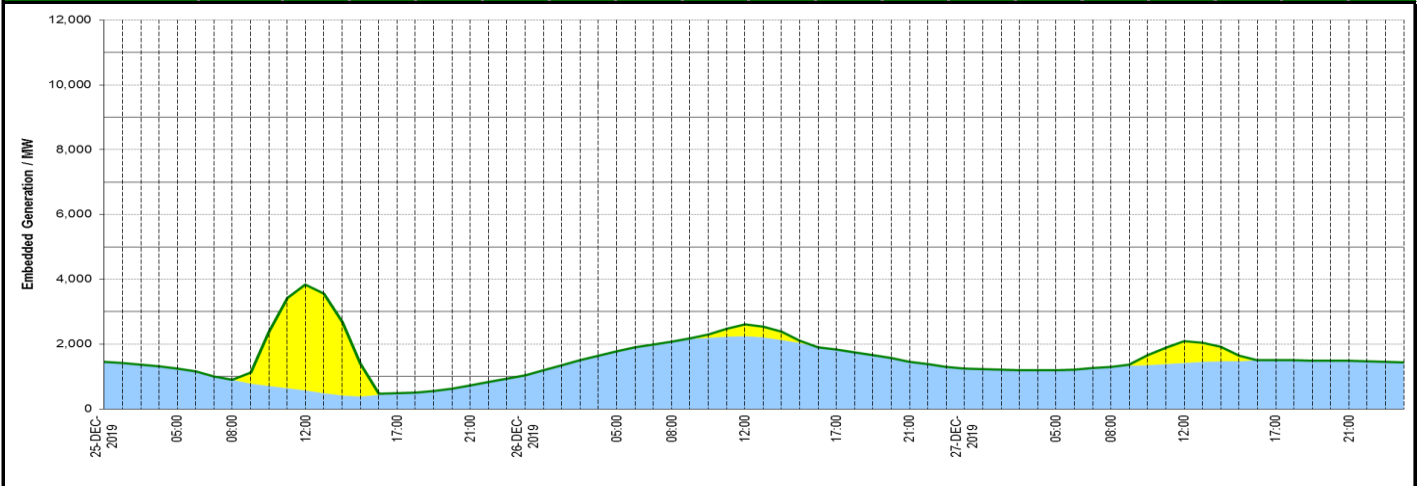
Key:

- 20% confidence
- 40% confidence
- 60% confidence
- 80% confidence
- Mean Forecast

Expected embedded generation (MWs)

Embedded Generation Forecast

| | 25-DEC-2019 | | | | | 26-DEC-2019 | | | | | 27-DEC-2019 | | | | | | |
|-------------------|-------------|------------|-------------|------------|------------|-------------|-------------|-------------|-------------|-------------|-------------|-------------|-------------|-------------|-------------|-------------|-------------|
| | 05:00 | 08:00 | 12:00 | 17:00 | 21:00 | 00:00 | 05:00 | 08:00 | 12:00 | 17:00 | 21:00 | 00:00 | 05:00 | 08:00 | 12:00 | 17:00 | 21:00 |
| Solar (MW) | 0 | 0 | 3270 | 3 | 0 | 0 | 0 | 0 | 355 | 0 | 0 | 0 | 0 | 0 | 671 | 0 | 0 |
| Wind (MW) | 1244 | 895 | 568 | 476 | 729 | 1046 | 1778 | 2075 | 2248 | 1841 | 1461 | 1245 | 1194 | 1294 | 1424 | 1498 | 1492 |
| STOR (MW) | 0 | 0 | 0 | 0 | 0 | 0 | 0 | 0 | 0 | 0 | 0 | 0 | 0 | 0 | 0 | 0 | 0 |
| Total (MW) | 1244 | 895 | 3838 | 479 | 729 | 1046 | 1778 | 2075 | 2603 | 1841 | 1461 | 1245 | 1194 | 1294 | 2095 | 1498 | 1492 |



| Weather | Source | Commentary |
|--|--|--|
| Latest forecast (Summary) | Met Office SEPA Natural Resources Wales | <p>Today: Intermittent rain affecting many southern, western and central areas. Rain heavy in places and perhaps prolonged but a few drier, brighter interludes. The northeast may be drier for most of the day but rather chilly.</p> <p>Tonight: Further rain moving northeastwards across the UK and becoming heavy and persistent across western Scotland. Mist and low cloud developing across many central and southern areas.</p> |
| General Weather Concerns e.g. wind, rain, snow, flooding, GB Weather Warnings | Met Office Weather Warnings SEPA Natural Resources Wales | <p>Weather warning No weather warnings are in force for the UK</p> <p>Flood Warnings England 128 Flood Warnings. Wales 1 Flood Warning</p> |

Contains public sector information licensed under the Open Government Licence v1.0

| Further Information | |
|----------------------------|---|
| BM Reports | https://www.bmreports.com |
| System Balancing Reports | https://www.nationalgrideso.com/balancing-data/system-balancing-reports |
| Forecast Volumes and Costs | https://www.nationalgrideso.com/balancing-data/forecast-volumes-and-costs |
| NGESO Insights | https://www.nationalgrideso.com/insights |