

**National Electricity
Transmission System Status Report**




National Electricity Transmission System Status Report
Saturday 14 December 2019

Today's High Level Risk Status Forecast for the next 24h			
General Status		Voltage	
Demand		System Inertia	
System Margins		Weather	
Generation		Transmission	
Active Constraints			

Today's Minimum De-Rated Margin	8595MW (SP 35)	
System Warnings	None	
Current BMU Largest Loss Risk	Generation	1260MW
	Demand	560MW

Balancing Costs

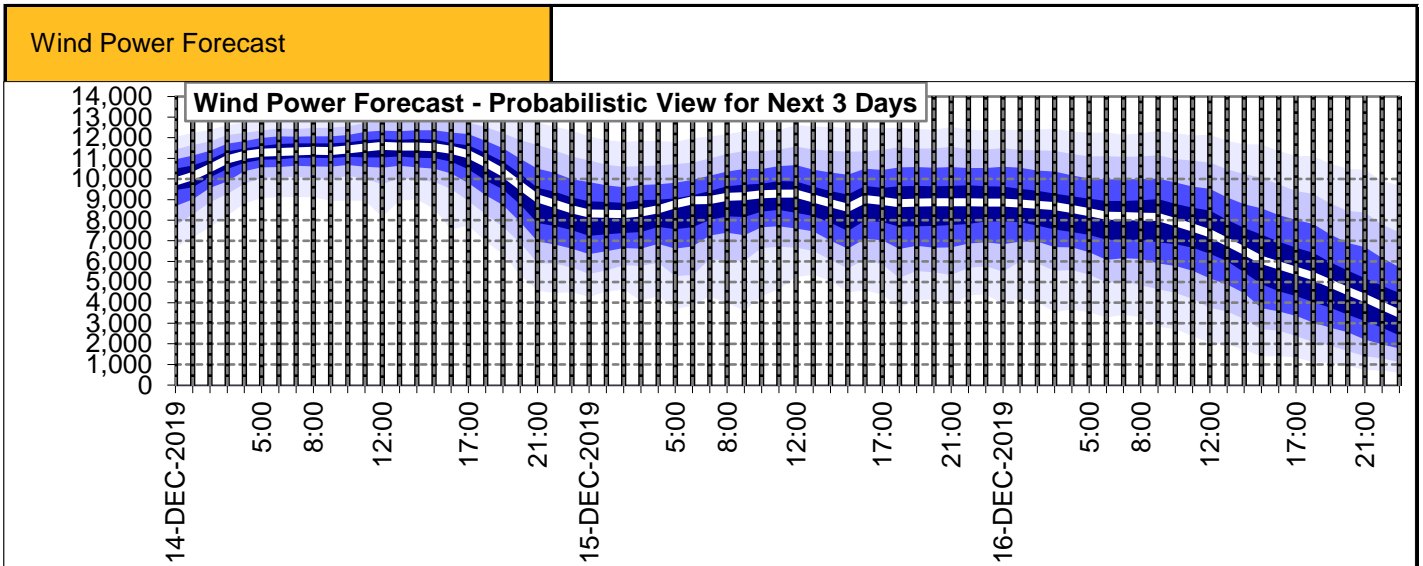
Last 24 hours' BM spend Total: £1964k



Yesterday's Market Summary

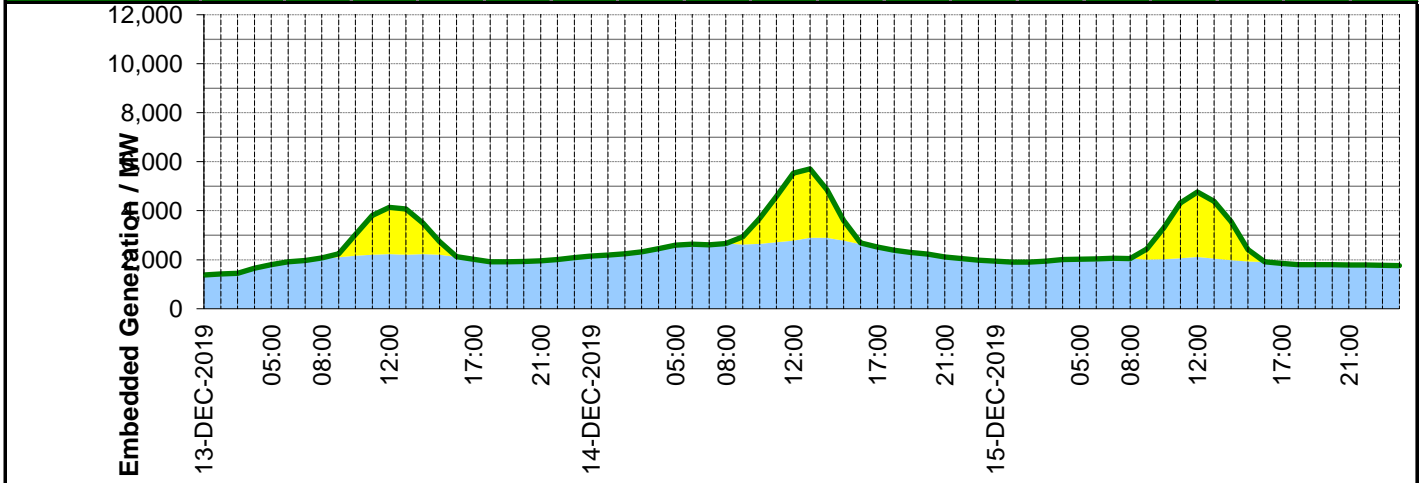
Cash out price (Max)	£71.95/MWh (SP 2)
Cash Out Price (Min)	£15.00/MWh (SP9-10, 15)
Peak Demand Yesterday	44,555 MW

Interconnectors			
Net Transfer Capacity (MWs)			
Today	Import	Export	
Netherlands (BritNed)	1100	1133	Fully available
France (IFA)	2000	2000	Fully Available
Belgium (Nemo)	1013	1013	Fully Available
Ireland (EWIC)	500	530	Fully Available
Northern Ireland (MOYLE)	395	500	Partially available.



Embedded Generation Forecast

	13-DEC-2019					14-DEC-2019					15-DEC-2019						
	05:00	08:00	12:00	17:00	21:00	00:00	05:00	08:00	12:00	17:00	21:00	00:00	05:00	08:00	12:00	17:00	21:00
Solar (MW)	0	0	1900	0	0	0	0	0	2765	0	0	0	0	0	2651	0	0
Wind (MW)	1798	2077	2236	2026	1957	2154	2593	2659	2775	2523	2115	1940	2026	2044	2109	1850	1790
STOR (MW)	0	0	0	0	0	0	0	0	0	0	0	0	0	0	0	0	0
Total (MW)	1798	2077	4136	2026	1957	2154	2593	2659	5540	2523	2115	1940	2026	2044	4760	1850	1790



Weather	Source	Commentary						
<p>Latest forecast (Summary)</p>	<p>Met Office SEPA Natural Resources Wales</p>	<p>Today: Sunny spells and scattered blustery showers, heaviest and most frequent in southwest Scotland with snow over hills. Showers merging into a longer spell of rain across southern Britain during the morning. Feeling cold in the strong west to northwest winds.</p> <p>Tonight: Rain continuing across parts of southwest Scotland and turning more readily to snow. Rain moving northeast across England and Wales and probably turning to snow over hills in north.</p>						
<p>General Weather Concerns e.g. wind, rain, snow, flooding, GB Weather Warnings</p>	<p>Met Office Weather Warnings SEPA Natural Resources Wales</p>	<p>Warnings - no weather warnings are in force in the uk</p> <p>Flood warnings</p> <table data-bbox="735 589 1522 705"> <tr> <td>flood warnings in England</td> <td style="text-align: right;">12</td> </tr> <tr> <td>flood warning in Scotland</td> <td style="text-align: right;">1</td> </tr> <tr> <td>flood warnings in Wales</td> <td style="text-align: right;">0</td> </tr> </table>	flood warnings in England	12	flood warning in Scotland	1	flood warnings in Wales	0
flood warnings in England	12							
flood warning in Scotland	1							
flood warnings in Wales	0							

Contains public sector information licensed under the Open Government Licence v1.0

Further Information	
BM Reports	https://www.bmreports.com
System Balancing Reports	https://www.nationalgrideso.com/balancing-data/system-balancing-reports
Forecast Volumes and Costs	https://www.nationalgrideso.com/balancing-data/forecast-volumes-and-costs
NGESO Insights	https://www.nationalgrideso.com/insights