

**National Electricity
Transmission System Status Report**



national**grid**ESO

National Electricity Transmission System Status Report
Monday 05 August 2019

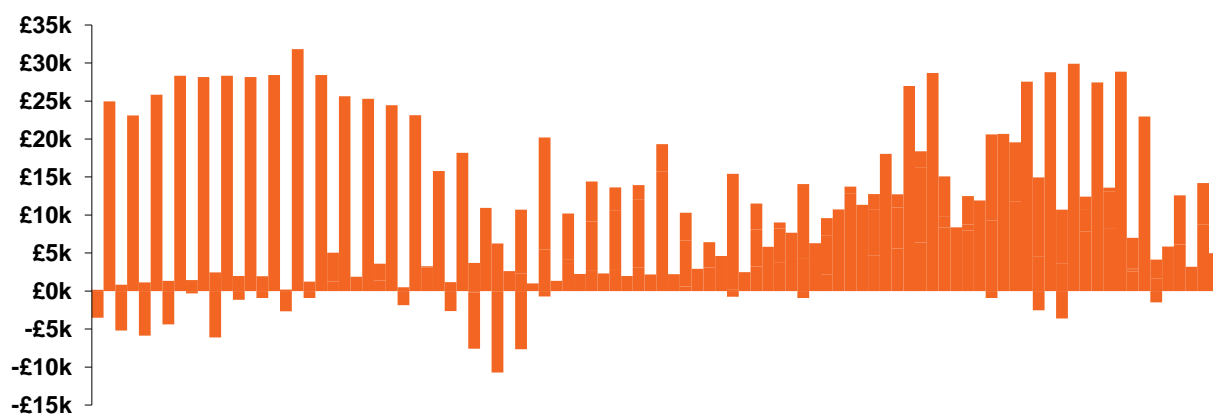
| Today's High Level Risk Status Forecast for the next 24h | | | |
|--|--|----------------|--|
| General Status | | Voltage | |
| Demand | | System Inertia | |
| System Margins | | Weather | |
| Generation | | Transmission | |
| Active Constraints | | | |

| | | |
|---|------------------|--------|
| Today's Minimum De-Rated Margin | 8,317 MW (SP 39) | |
| System Warnings | None | |
| Current BMU Largest Loss Risk | Generation | 1000MW |
| | Demand | 560MW |

Balancing Costs

Last 24 hours' BM spend

Total: £1140k

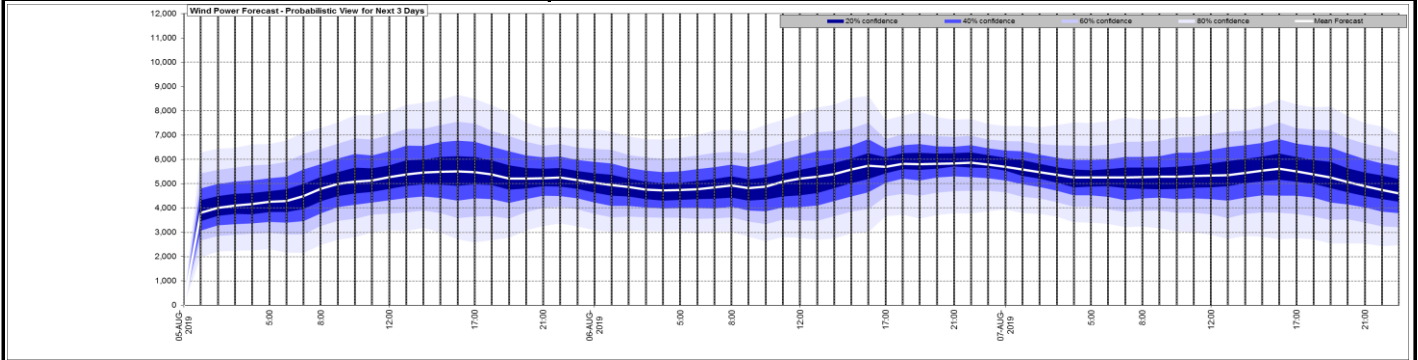


Yesterday's Market Summary

| | |
|---------------------------------------|------------------------|
| Cash out price (Max) | £73.50/MWh (SP29 & 31) |
| Cash Out Price (Min) | £25.50/MWh (SP7) |
| Peak Demand Yesterday | 31, 048 MW |

| Interconnectors Net Transfer Capacity (MWs) | | | |
|--|--------|--------|----------------------|
| Today | Import | Export | |
| Netherlands (BritNed) | 1000 | 1030 | Fully available |
| France (IFA) | 2000 | 2000 | Fully Available |
| Belgium (Nemo) | 1013 | 1013 | Fully Available |
| Ireland (EWIC) | 500 | 530 | Fully Available |
| Northern Ireland (MOYLE) | 395 | 500 | Partially available. |

Wind Power Forecast



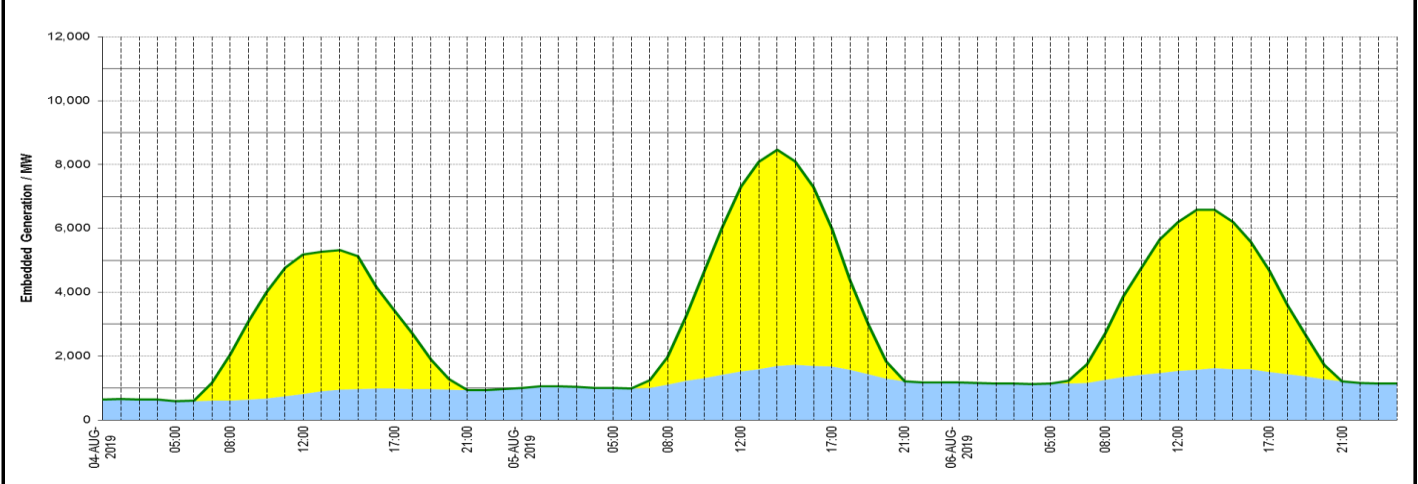
Key:

- 20% confidence
- 40% confidence
- 60% confidence
- 80% confidence
- Mean Forecast

Expected embedded generation (MWs)

Embedded Generation Forecast

| | 04-AUG-2019 | | | | | 05-AUG-2019 | | | | | 06-AUG-2019 | | | | | | |
|-------------------|-------------|-------------|-------------|-------------|------------|-------------|-------------|-------------|-------------|-------------|-------------|-------------|-------------|-------------|-------------|-------------|-------------|
| | 05:00 | 08:00 | 12:00 | 17:00 | 21:00 | 00:00 | 05:00 | 08:00 | 12:00 | 17:00 | 21:00 | 00:00 | 05:00 | 08:00 | 12:00 | 17:00 | 21:00 |
| Solar (MW) | 0 | 1450 | 4370 | 2450 | 9 | 0 | 0 | 866 | 5779 | 4311 | 0 | 0 | 0 | 1468 | 4667 | 3180 | 0 |
| Wind (MW) | 589 | 611 | 820 | 989 | 933 | 999 | 1003 | 1101 | 1523 | 1674 | 1203 | 1172 | 1141 | 1255 | 1533 | 1507 | 1212 |
| STOR (MW) | 0 | 0 | 0 | 0 | 0 | 0 | 0 | 0 | 0 | 0 | 0 | 0 | 0 | 0 | 0 | 0 | 0 |
| Total (MW) | 589 | 2061 | 5190 | 3439 | 942 | 999 | 1003 | 1967 | 7302 | 5985 | 1203 | 1172 | 1141 | 2723 | 6200 | 4687 | 1212 |



| Weather | Source | Commentary |
|---|---|--|
| Latest forecast (Summary) | Met Office SEPA Natural Resources | <p>Today: Heavy downpours across the Highlands and Islands of Scotland to begin. Elsewhere, mainly dry and bright through the day, with showers in places. Some of the showers will be heavy, especially across Northern Ireland and Scotland, where thunder is possible.</p> <p>Tonight: A few showers will continue through the evening and overnight, especially in northern, western and central parts of the UK. In the east it will be mainly dry.</p> |
| General Weather Concerns e.g. wind, rain, snow, flooding, GB Weather Warnings | Met Office Weather | <p>Weather Warnings: None</p> |
| | SEPA Natural Resources Wales | <p>Flood Warnings: None.</p> |

Contains public sector information licensed under the Open Government Licence v1.0

| Further Information | |
|----------------------------|---|
| BM Reports | https://www.bmreports.com |
| System Balancing Reports | https://www.nationalgrideso.com/balancing-data/system-balancing-reports |
| Forecast Volumes and Costs | https://www.nationalgrideso.com/balancing-data/forecast-volumes-and-costs |
| NGESO Insights | https://www.nationalgrideso.com/insights |