

**National Electricity
Transmission System Status Report**



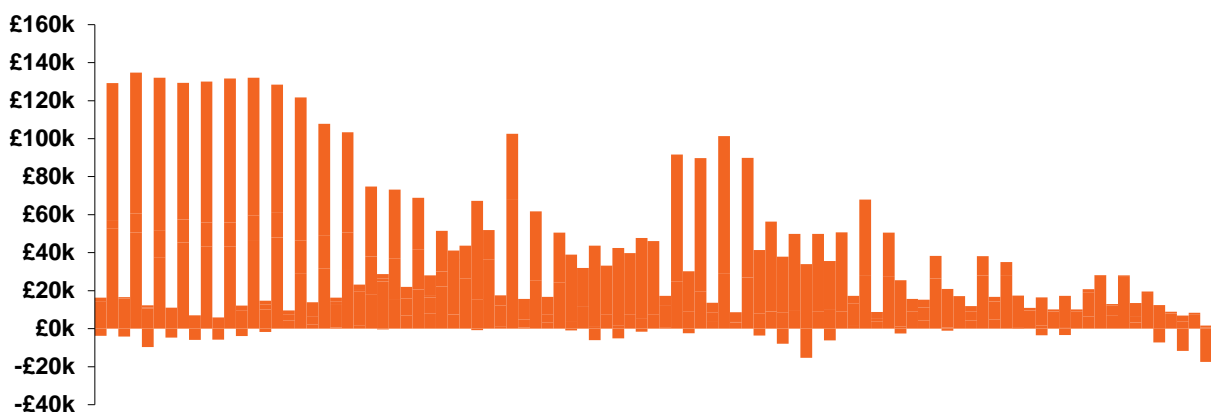
National Electricity Transmission System Status Report
Tuesday 23 July 2019

Today's High Level Risk Status Forecast for the next 24h			
General Status		Voltage	
Demand		System Inertia	
System Margins		Weather	
Generation		Transmission	
Active Constraints			

Today's Minimum De-Rated Margin	6981 MW (SP 38)	
System Warnings	None	
Current BMU Largest Loss Risk	Generation	1260MW
	Demand	560MW

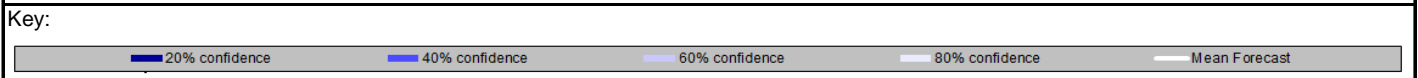
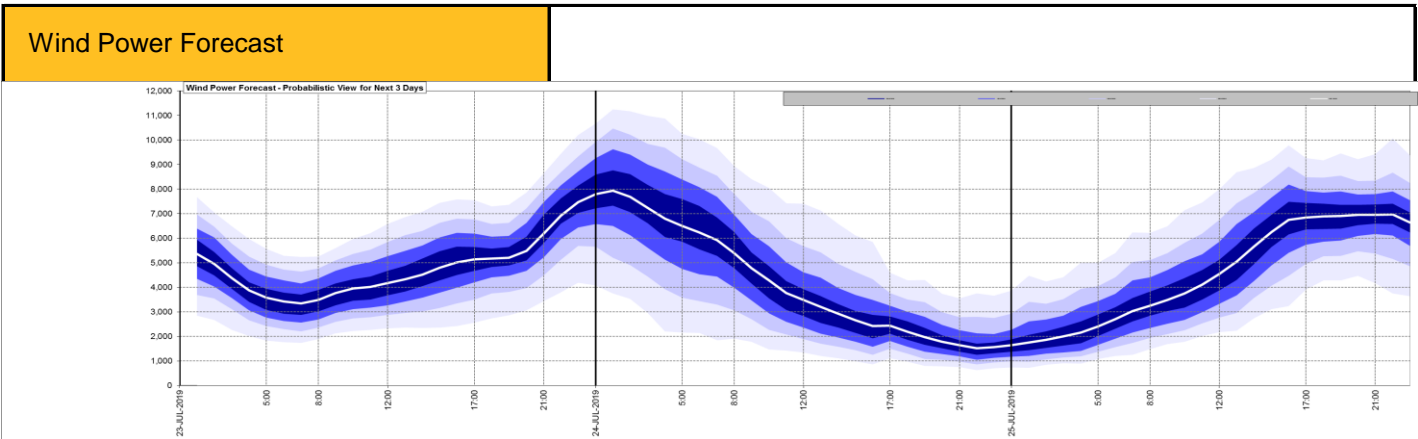
Balancing Costs

Last 24 hours' BM spend Total: £3986k



Yesterday's Market Summary	
Cash out price (Max)	£57.50/MWh (SP18)
Cash Out Price (Min)	£4.00/MWh (SP2 & 17)
Peak Demand Yesterday	31064

Interconnectors Net Transfer Capacity (MWs)			
Today	Import	Export	
Netherlands (BritNed)	1000	1030	Fully available
France (IFA)	2000	2000	Fully Available
Belgium (Nemo)	1013	1013	Fully Available
Ireland (EWIC)	500	530	Fully Available
Northern Ireland (MOYLE)	395	500	Partially available.



Expected embedded generation (MWs)

Embedded Generation Forecast

	21-JUL-2019					22-JUL-2019					23-JUL-2019						
	05:00	08:00	12:00	17:00	21:00	00:00	05:00	08:00	12:00	17:00	21:00	00:00	05:00	08:00	12:00	17:00	21:00
Solar (MW)	0	1650	4820	3330	50	0	0	1080	5020	4400	107	0	0	2146	8280	4900	42
Wind (MW)	900	874	1404	1710	1958	2086	2209	2284	2406	2160	1566	1338	934	1016	1254	1319	1303
STOR (MW)	0	0	0	0	0	0	0	0	0	0	0	0	0	0	0	0	0
Total (MW)	900	2524	6224	5040	2008	2086	2209	3364	7426	6560	1673	1338	934	3162	9534	6219	1345

