

**GB Electricity
System Operator Daily Report**



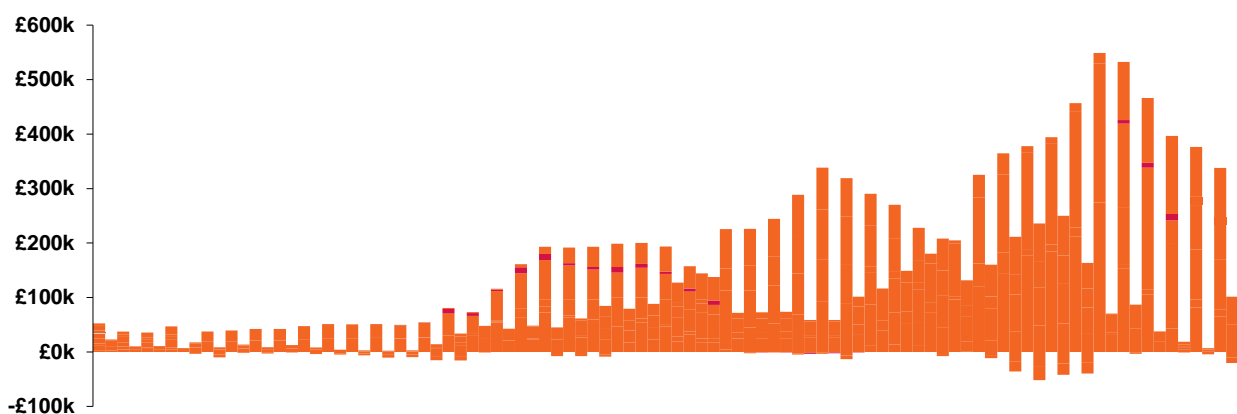
GB Electricity System Operator Daily Report
Monday 27 May 2019

| Today's High Level Risk Status Forecast for the next 24h | | | |
|--|--|----------------|--|
| General Status | | Voltage | |
| Demand | | System Inertia | |
| System Margins | | Weather | |
| Generation | | Transmission | |
| Active Constraints | | | |

| | | |
|--|----------------|--------|
| <u>Today's Minimum De-Rated Margin</u> | 6844.20 (SP45) | |
| <u>System Warnings</u> | None | |
| Current BMU Largest Loss Risk | Generation | 1260MW |
| | Demand | 560MW |

Balancing Costs

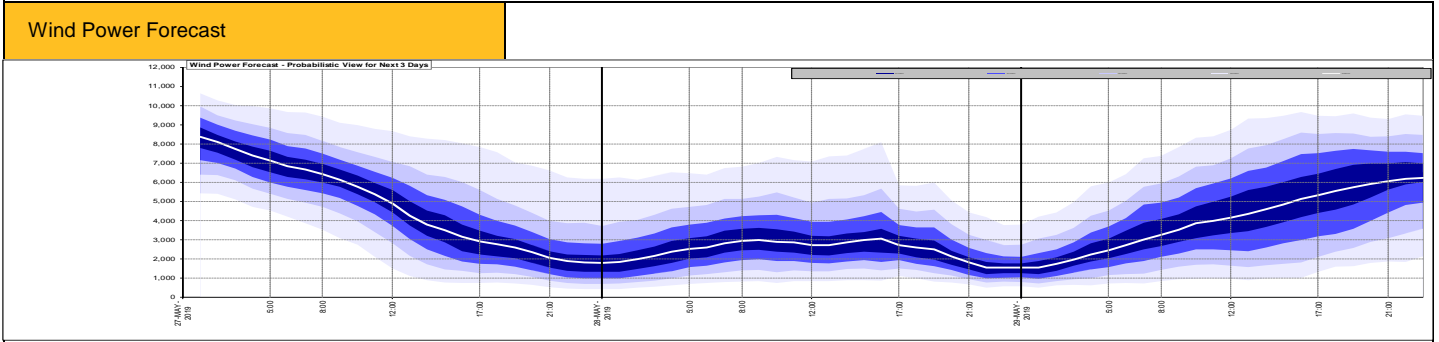
Last 24 hours' ENCC BM spend **Total: £6602k**



Yesterday's Market Summary

| | |
|------------------------------|---------------------|
| <u>Cash out price (Max)</u> | £49.00/MWh (SP1) |
| <u>Cash Out Price (Min)</u> | - £71.26/MWh (SP31) |
| <u>Peak Demand Yesterday</u> | 25,577MW |

| Interconnectors | | | |
|--------------------------|--------|--------|----------------------|
| Today | Import | Export | |
| Netherlands (BritNed) | 1060 | 1060 | Fully Available |
| France (IFA) | 2000 | 2000 | Fully Available |
| Belgium (Nemo) | 1013 | 1013 | Fully Available |
| Ireland (EWIC) | 500 | 530 | Fully Available |
| Northern Ireland (MOYLE) | 395 | 500 | Partially available. |

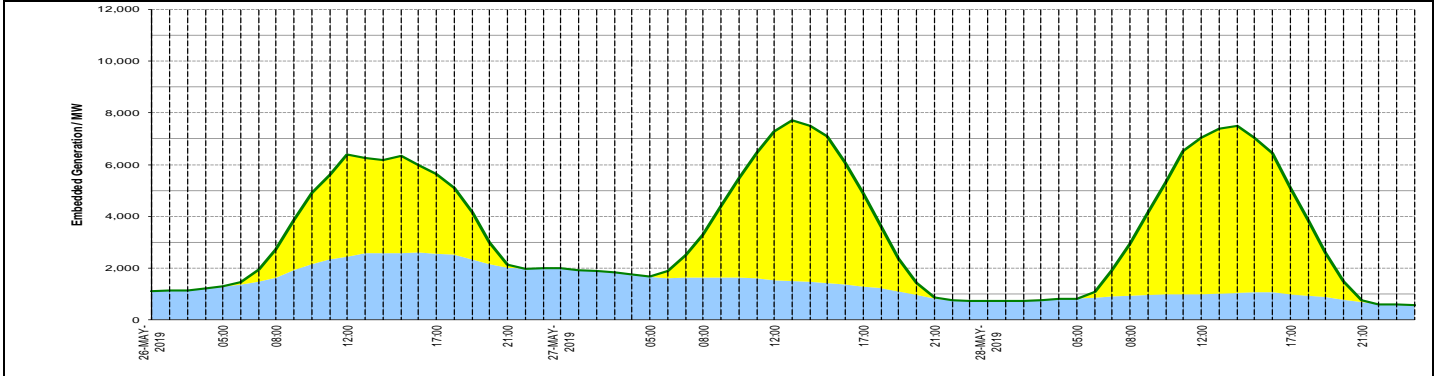


Key:

- 20% confidence
- 40% confidence
- 60% confidence
- 80% confidence
- Mean Forecast

Expected embedded generation (MWs)
Embedded Generation Forecast

| | 26-MAY-2019 | | | | | 27-MAY-2019 | | | | | 28-MAY-2019 | | | | | | |
|-------------------|-------------|-------------|-------------|-------------|-------------|-------------|-------------|-------------|-------------|-------------|-------------|------------|------------|-------------|-------------|-------------|------------|
| | 05:00 | 08:00 | 12:00 | 17:00 | 21:00 | 00:00 | 05:00 | 08:00 | 12:00 | 17:00 | 21:00 | 00:00 | 05:00 | 08:00 | 12:00 | 17:00 | 21:00 |
| Solar (MW) | 0 | 1070 | 3960 | 3090 | 115 | 0 | 0 | 1635 | 5743 | 3610 | 29 | 0 | 0 | 2000 | 6053 | 4131 | 78 |
| Wind (MW) | 1289 | 1642 | 2440 | 2539 | 2018 | 1992 | 1665 | 1641 | 1534 | 1283 | 825 | 725 | 813 | 933 | 974 | 972 | 682 |
| STOR (MW) | 0 | 0 | 0 | 0 | 0 | 0 | 0 | 0 | 0 | 0 | 0 | 0 | 0 | 0 | 0 | 0 | 0 |
| Total (MW) | 1289 | 2712 | 6400 | 5629 | 2133 | 1992 | 1665 | 3276 | 7277 | 4893 | 854 | 725 | 813 | 2933 | 7027 | 5103 | 760 |



| Weather | Source | Commentary |
|---|---|--|
| 11/05/2019 (Summary) | Met Office SEPA Natural Resources Wales | <p>Today: Northern and central parts will see sunny spells and occasional showers throughout the day, with some heavy and possibly thundery downpours this afternoon. Well scattered showers elsewhere, these fewest and lightest in the southwest. Feeling fresher than the weekend.</p> <p>Tonight: Showers ease this evening, but some will continue through the night. Clear spells will make it a cool night for some, with a rural frost in the northwest by morning</p> |
| General Weather Concerns e.g. wind, rain, snow, flooding, GB Weather Warnings | Met Office Weather SEPA Natural Resources Wales | <p>Weather Warnings: No weather warnings are in force for the UK.</p> <p>Flood Warnings: No flood warnings are currently in force for England. Flood Warning has been issued for Scotland (Strath Oykel)</p> |

1 x

Contains public sector information licensed under the Open Government Licence v1.0

| Further Information | |
|----------------------------|---|
| BM Reports | https://www.bmreports.com |
| System Balancing Reports | https://www.nationalgrideso.com/balancing-data/system-balancing-reports |
| Forecast Volumes and Costs | https://www.nationalgrideso.com/balancing-data/forecast-volumes-and-costs |
| NGESO Insights | https://www.nationalgrideso.com/insights |