

**GB Electricity
System Operator Daily Report**

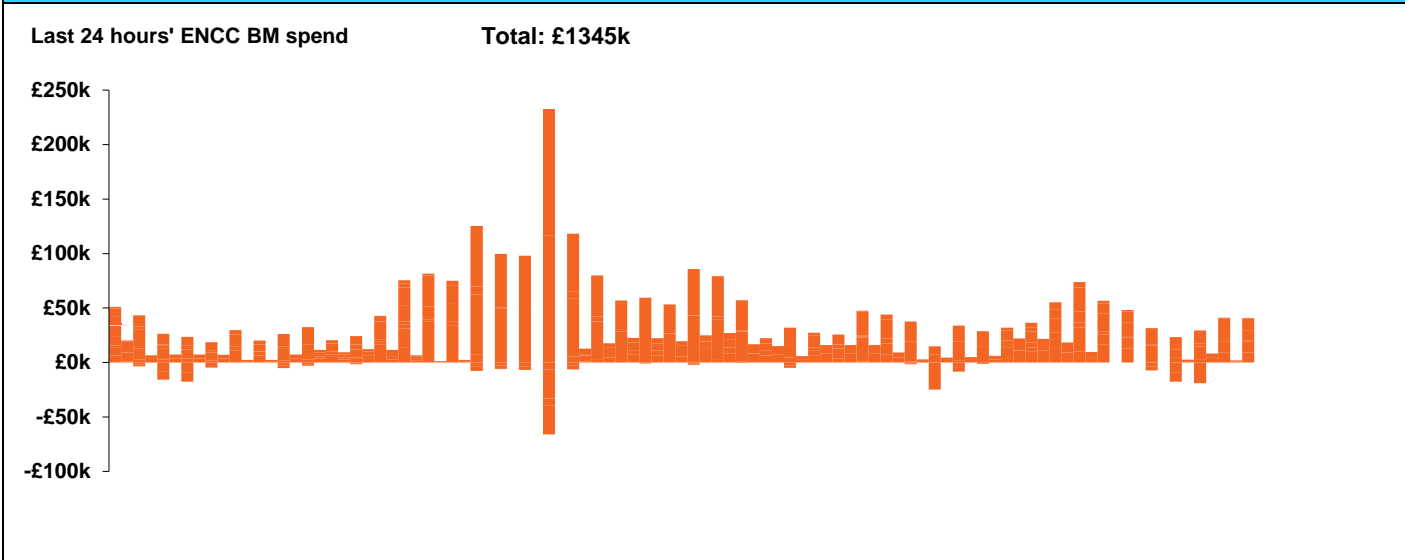


GB Electricity System Operator Daily Report
Thursday 09 May 2019

| Today's High Level Risk Status Forecast for the next 24h | | | |
|--|--|----------------|--|
| General Status | | Voltage | |
| Demand | | System Inertia | |
| System Margins | | Weather | |
| Generation | | Transmission | |
| Active Constraints | | | |

| | | |
|---|-----------------|--------|
| Today's Minimum De-Rated Margin | 4,461 MW (SP41) | |
| System Warnings | None | |
| Current BMU Largest Loss Risk | Generation | 1260MW |
| | Demand | 560MW |

Balancing Costs

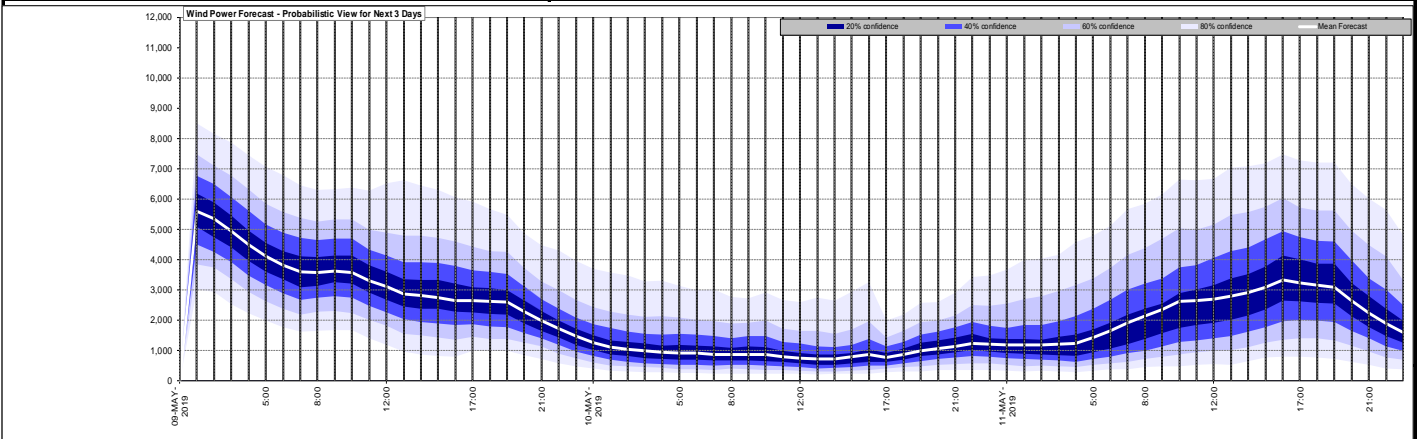


Yesterday's Market Summary

| | |
|---------------------------------------|----------------------|
| Cash out price (Max) | £85.00 MWh (SP 19) |
| Cash Out Price (Min) | £30.9585 MWh (SP 45) |
| Peak Demand Yesterday | 35,996 MW |

| Interconnectors | | | |
|--------------------------|--------|--------|---|
| Today | Import | Export | |
| Netherlands (BritNed) | 1000 | 1000 | Fully available |
| France (IFA) | 1000 | 1000 | Testing today due to return to full capability at 2300 hours. |
| Belgium (Nemo) | 1013 | 1013 | Fully Available |
| Ireland (EWIC) | 0 | 0 | Planned Outage |
| Northern Ireland (MOYLE) | 395 | 500 | Partially available. |

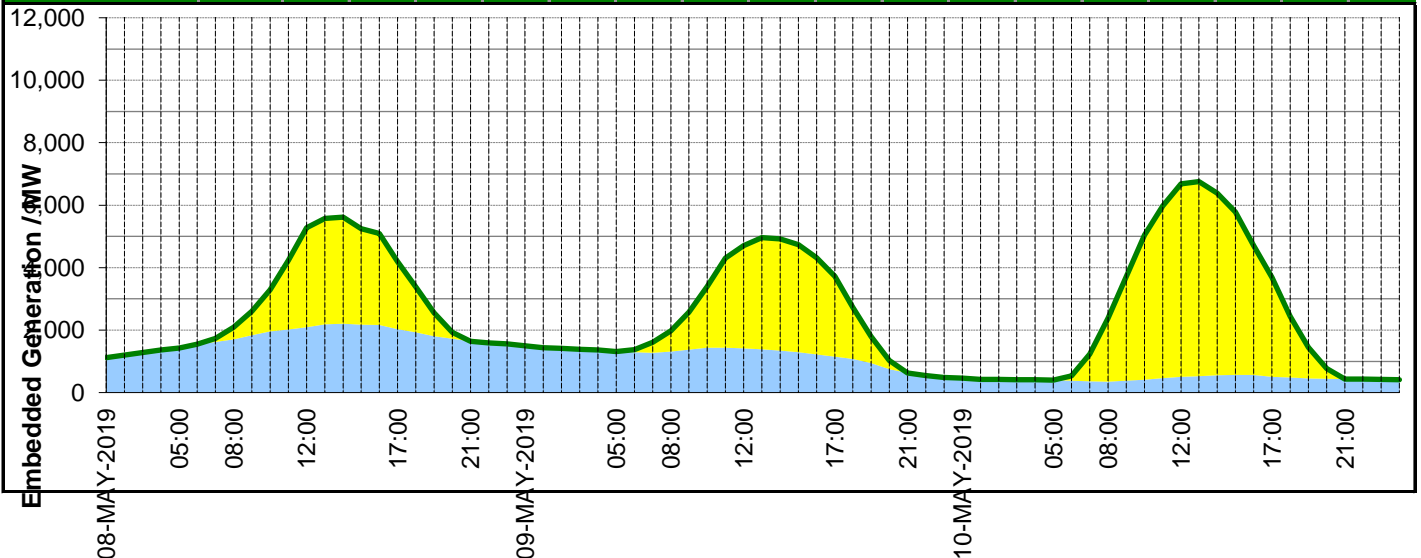
Wind Power Forecast



Expected embedded generation (MWs)

Embedded Generation Forecast

| | 08-MAY-2019 | | | | | 09-MAY-2019 | | | | | 10-MAY-2019 | | | | | | |
|-------------------|-------------|-------------|-------------|-------------|-------------|-------------|-------------|-------------|-------------|-------------|-------------|------------|------------|-------------|-------------|-------------|------------|
| | 05:00 | 08:00 | 12:00 | 17:00 | 21:00 | 00:00 | 05:00 | 08:00 | 12:00 | 17:00 | 21:00 | 00:00 | 05:00 | 08:00 | 12:00 | 17:00 | 21:00 |
| Solar (MW) | 1 | 385 | 3180 | 2160 | 1 | 0 | 0 | 665 | 3294 | 2578 | 0 | 0 | 0 | 2027 | 6182 | 3188 | 0 |
| Wind (MW) | 1426 | 1705 | 2095 | 2030 | 1641 | 1495 | 1317 | 1318 | 1412 | 1147 | 623 | 459 | 399 | 349 | 499 | 502 | 434 |
| STOR (MW) | 0 | 0 | 0 | 0 | 0 | 0 | 0 | 0 | 0 | 0 | 0 | 0 | 0 | 0 | 0 | 0 | 0 |
| Total (MW) | 1427 | 2090 | 5275 | 4190 | 1642 | 1495 | 1317 | 1983 | 4706 | 3725 | 623 | 459 | 399 | 2376 | 6681 | 3690 | 434 |



| Weather | Source | Commentary |
|---|---|---|
| 21/04/2019 (Summary) | Met Office SEPA Natural Resources Wales | <p>Today:</p> <p>A band of cloud and rain across northern areas will slowly sink southwards, with bright and showery conditions moving into Scotland. Scattered heavy, perhaps thundery, showers will develop across the south, but there will be some sunny spells too here</p> <p>Tonight:</p> <p>Remaining cloudy, with rain for Northern Ireland and more showery rain across southeast England, the Midlands and Wales. Chilly elsewhere, with a few fog patches in the south.</p> |
| General Weather Concerns e.g. wind, rain, snow, flooding, GB Weather Warnings | Met Office Weather SEPA Natural Resources Wales | <p>Weather Warnings:</p> <p>There are no Met Office Weather Warnings in force anywhere in the United Kingdom.</p> <p>Flood Warnings:</p> <p>No flood warnings are currently in force.</p> |

Contains public sector information licensed under the Open Government Licence v1.0

| Further Information | |
|----------------------------|---|
| BM Reports | https://www.bmreports.com |
| System Balancing Reports | https://www.nationalgrideso.com/balancing-data/system-balancing-reports |
| Forecast Volumes and Costs | https://www.nationalgrideso.com/balancing-data/forecast-volumes-and-costs |
| NGESO Insights | https://www.nationalgrideso.com/insights |